Gold Standard Analytics

Gold Standard Analytics LLC, Houston, TX

CERTIFICATE OF ANALYSIS

Report GSA-COA-000105-10501-20261125 · issued Nov 25, 2026

Eric Hutson

PRODUCT	ORDER	SAMPLE
Cagrilintide	GSA-2026-000105	105-01
LOT	**ISSUED**	
Vendor 1	Nov 25, 2026	



THE SAMPLE AS RECEIVED

IDENTITY

Cagrilintide

confirmed by mass

PURITY

99.52 %

HPLC-UV, 214 nm

HPLC CHROMATOGRAM — UV, 214 nm

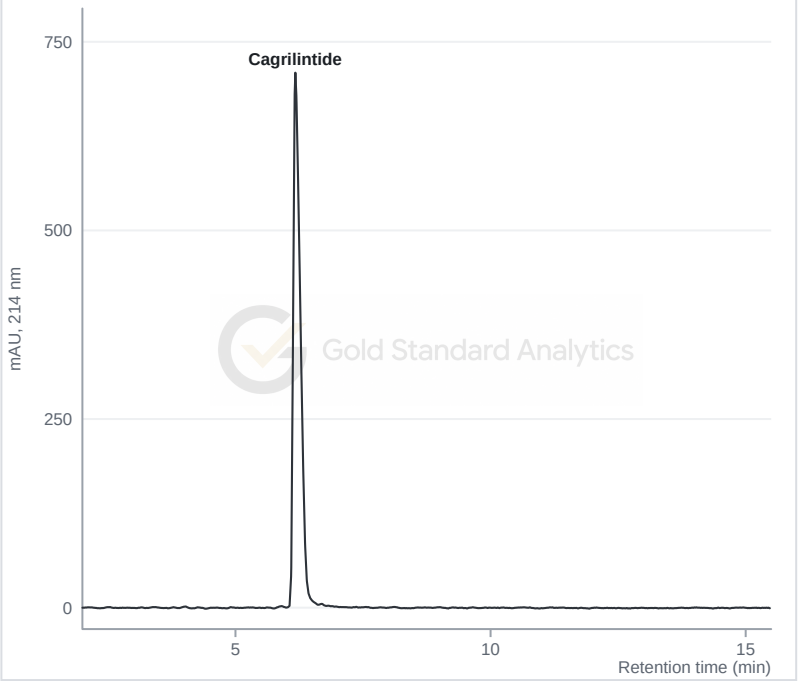

MASS SPECTRUM — at the cagrilintide peak (6.17 min)

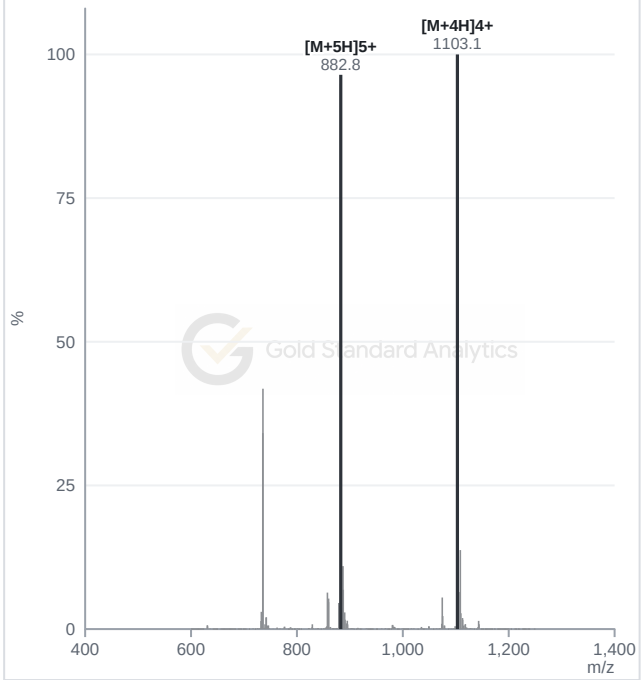

RELEASED BY

Ian Ebert
Laboratory Director · Nov 25, 2026

Scan to verify
goldstandardanalytics.com/coa/

Results are not covered by ISO/IEC 17025 accreditation. Results relate only to the sample as received and tested.

The sample

Order GSA-2026-000105 · Sample 105-01 · Eric Hutson

Customer	**Eric Hutson**	Lot	**Vendor 1**
Order	**GSA-2026-000105**	Prepared	**24 Nov 2026**
Sample	**105-01**	Tested	**25 Nov 2026**
Label	**No manufacturer label (clear vial, blue cap, hand-written "Vendor 1"); declared cagrilintide 5 mg**	Tests	**Identity, Purity**

Graphs

HPLC CHROMATOGRAM

HPLC chromatogram (UV, 214 nm) · mAU, 214 nm against Retention time (min)



MASS SPECTRUM

Mass spectrum at the cagrilintide peak (6.17 min) · Counts against m/z

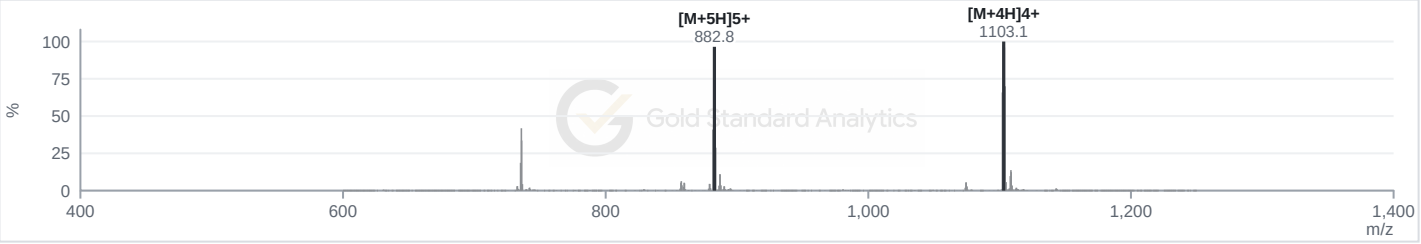

Results

Identity	**Consistent with cagrilintide.** The main peak at 6.17 min carries cagrilintide's 4+ and 5+ ions (m/z 1103.1 and 882.8; molecular mass 4,408.7, expected 4,409.0).
Purity	**99.52 %** by HPLC with UV detection at 214 nm (share of the total peak area). 2 impurities were found above the reporting limit (about 0.28 % of the cagrilintide peak height); they are listed below.

Zoomed views

HPLC, SMALL PEAKS

Zoomed in on the small peaks (5 % of the main peak) · mAU, 214 nm against Retention time (min)

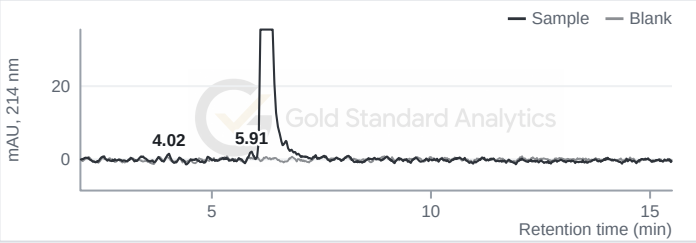

ION TRACE

Ion trace, m/z 1103.3 (cagrilintide 4+): sample vs blank · Counts against Retention time (min)

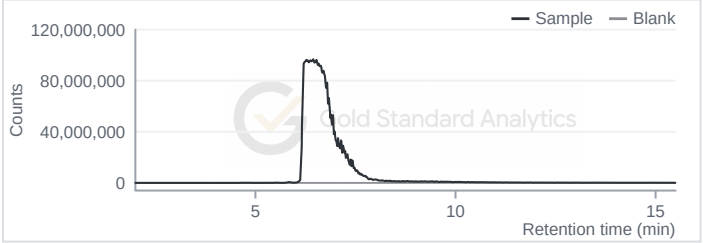

Impurities

Every peak other than cagrilintide that was found above the reporting limit:

PEAK (MIN)	AMOUNT	WHAT IT IS
4.02	0.22 %	A small unidentified peak (too small for its mass to be measured).
5.91	0.26 %	A related peptide, about 109 mass units heavier than cagrilintide (measured mass 4,518); its exact structure is unknown.

Amounts are each peak's share of the total UV peak area at 214 nm.

How it was tested

Liquid chromatography with UV and mass-spectrometry detection: Agilent 1290 Infinity II LC with a 6490 triple-quadrupole mass spectrometer. Column Polaris C18-A, 2.0 x 150 mm, 55 °C; water and acetonitrile, each with 0.1 % formic acid. Identity: molecular mass from the multiply charged ions in the mass spectrum. Purity: UV peak area at 214 nm, after subtracting a blank run in the same sequence. 3 µL injected; autosampler at 12 °C.

Notes

Results apply only to the sample as received and tested.

Release

This report is signed electronically at release. The signature is printed on page 1, and the release record, added as the last page, gives the date and the verification code.

Gold Standard Analytics

goldstandardanalytics.com

Release record

Report GSA-COA-000105-10501-20261125 · Certificate GSA-2026-023217

Customer and order	Eric Hutson · GSA-2026-000105
Sample and report	105-01 · Cagrilintide Certificate of Analysis
Report reference	GSA-COA-000105-10501-20261125
Certificate accession	GSA-2026-023217
Released and signed by	Ian Ebert, Laboratory Director
Date and time (UTC)	2026-11-25 23:02:45Z
Signature meaning	Approved for release. The signer reviewed this report and approved its release to its customer.
Approval reference	783ce4ce-2b23-4c23-a5f3-18f28eb27a30
Electronic signature	Signed electronically in a signed-in GSA staff account.
Original report SHA-256	7a350db5a8d8fc2b70b1fc09c20fd4c985873d88d3bdd3db5fd5c1170504e9c8
Verify this certificate	https://goldstandardanalytics.com/coa/GSA-2026-023217

Scan to view this certificate online

Signature



Ian Ebert, Laboratory Director

Results are not covered by ISO/IEC 17025 accreditation.
Results relate only to the sample as received and tested.