Gold Standard Analytics

Gold Standard Analytics LLC, Houston, TX

CERTIFICATE OF ANALYSIS

Report GSA-COA-000134-13407-20261125 · issued Nov 25, 2026

Jason Leslie Bradshaw

PRODUCT	ORDER	SAMPLE
GHK-Cu	GSA-2026-000134	134-07

ISSUED
Nov 25, 2026



THE SAMPLE AS RECEIVED

IDENTITY

GHK-Cu

confirmed by mass

PURITY

99.15 %

HPLC-UV, 214 nm

HPLC CHROMATOGRAM

UV, 214 nm

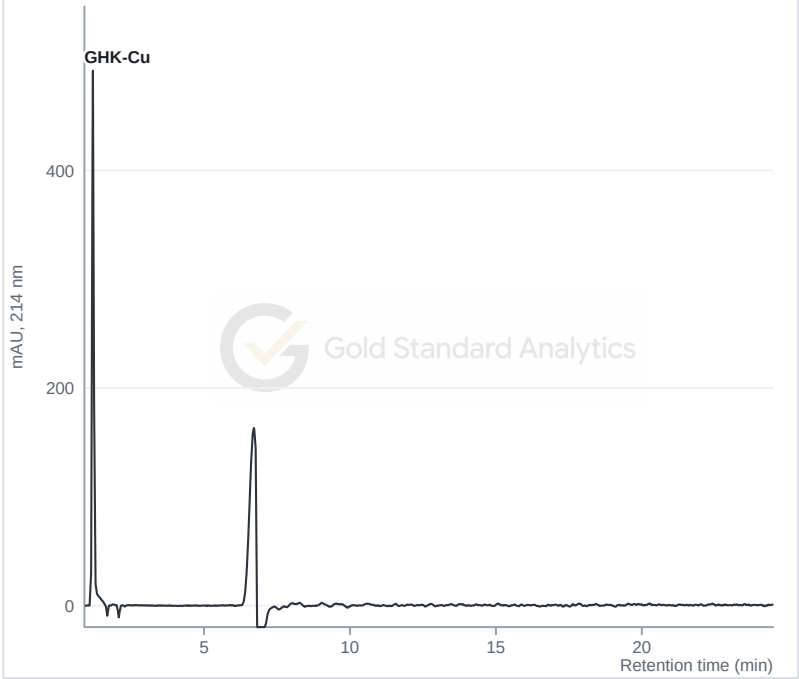

MASS SPECTRUM

main peak (1.19 min)

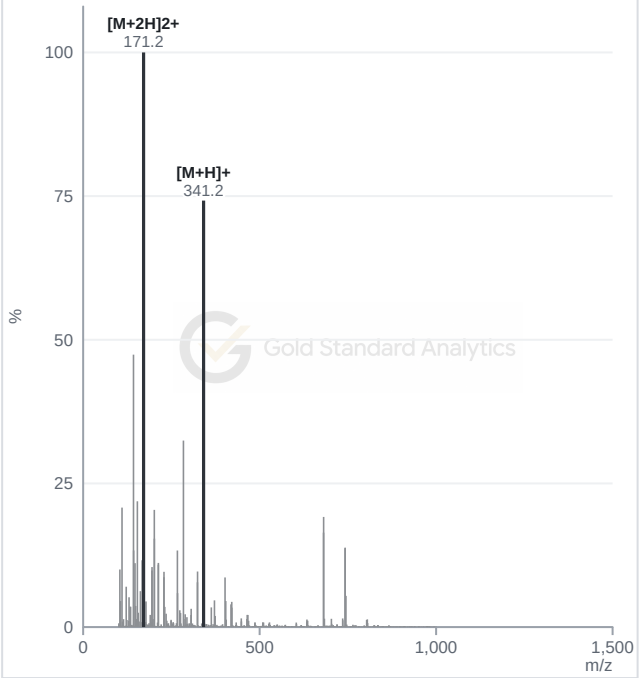

RELEASED BY

Ian Ebert
Laboratory Director · Nov 25, 2026

Scan to verify
goldstandardanalytics.com/coa/

Results are not covered by ISO/IEC 17025 accreditation. Results relate only to the sample as received and tested.

The sample

Order GSA-2026-000134 · Sample 134-07 · Jason Leslie Bradshaw

Customer	**Jason Leslie Bradshaw**	Prepared	**24 Nov 2026**
Order	**GSA-2026-000134**	Tested	**25 Nov 2026**
Sample	**134-07**	Tests	**Identity, Purity**
Label	**Blue Zone Pet Peptides, GHK-Cu 100 mg**		

Graphs

HPLC CHROMATOGRAM

HPLC chromatogram (UV, 214 nm) · mAU, 214 nm against Retention time (min)



MASS SPECTRUM

Mass spectrum of the main peak (1.19 min) · Counts against m/z

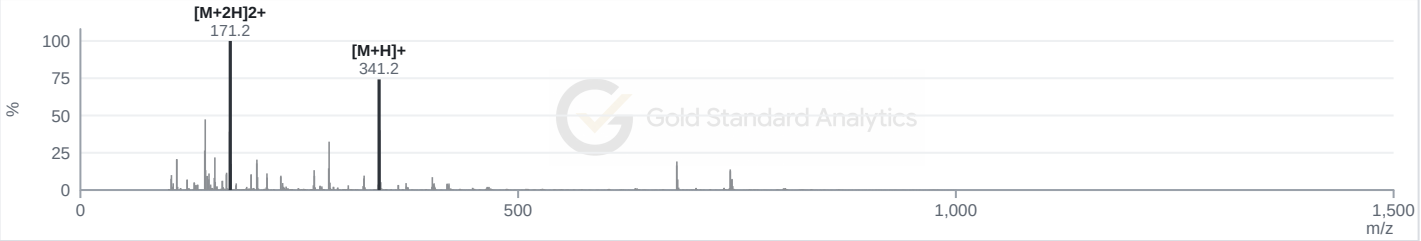

Results

Identity	**Consistent with GHK-Cu.** The main peak is GHK-Cu (its peptide GHK, with the copper complex at m/z 402.1) at 1.19 min (m/z 341.2 and m/z 171.2; measured mass 340.3, expected 340.4).
Purity	**99.15 %** by HPLC with UV detection at 214 nm. No peak other than GHK-Cu was found, down to about 0.85 % of the GHK-Cu peak height, and no form of the peptide was found by mass, so purity is reported as 99.15 % rather than as 100 %. A second injection of the same solution, 10 times larger, in which the GHK-Cu peak itself is too strong to measure, showed no other peak either, down to about 0.09 % of the peak height; within 0.3 min of the GHK-Cu peak that injection cannot be judged. The vial also contains a sugar alcohol such as mannitol (a common vial filler), seen by mass at the start of the run; it is not a peptide and is not counted in purity. The large peak at about 6.7 min comes from the instrument, not the sample: the same peak appears when only blank solvent is injected.

Zoomed views

HPLC, SMALL PEAKS

Zoomed in on the small peaks (5 % of the main peak) · mAU, 214 nm against Retention time (min)

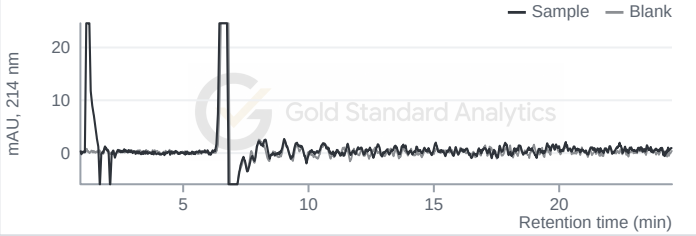

ION TRACE

Ion trace, m/z 341.2 (GHK-Cu [M+H]+): sample vs blank · Counts against Retention time (min)

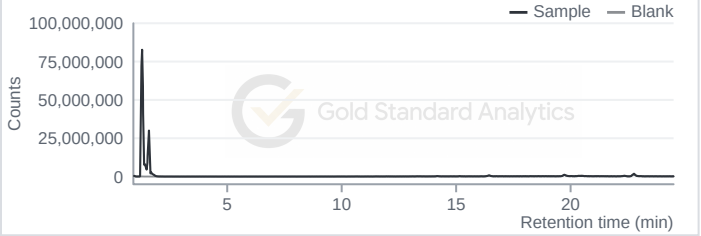

Impurities

Every UV peak above the reporting limit was the declared peptide.

Amounts are each peak's share of the total UV peak area at 214 nm.

How it was tested

Liquid chromatography with UV and mass-spectrometry detection: Agilent 1290 Infinity II LC with a 6490 triple-quadrupole mass spectrometer. Column Polaris C18-A, 2.0 x 150 mm, 45 °C; water and acetonitrile, each with 0.1 % formic acid. Purity: UV peak area at 214 nm, after subtracting a blank run in the same sequence. Identity: molecular mass from the mass spectrum. 0.2 µL and 2 µL injected; autosampler at 12 °C.

Notes

Results apply only to the sample as received and tested.

Release

This report is signed electronically at release. The signature is printed on page 1, and the release record, added as the last page, gives the date and the verification code.

Gold Standard Analytics

goldstandardanalytics.com

Release record

Report GSA-COA-000134-13407-20261125 · Certificate GSA-2026-033455

Customer and order	Jason Leslie Bradshaw · GSA-2026-000134
Sample and report	134-07 · GHK-Cu Certificate of Analysis
Report reference	GSA-COA-000134-13407-20261125
Certificate accession	GSA-2026-033455
Released and signed by	Ian Ebert, Laboratory Director
Date and time (UTC)	2026-11-25 21:30:52Z
Signature meaning	Approved for release. The signer reviewed this report and approved its release to its customer.
Approval reference	6fb04bcc-ba80-406f-bba7-d05572b70d2f
Electronic signature	Signed electronically in a signed-in GSA staff account.
Original report SHA-256	894bbe8f1544d67e7990520369e0539cac19f03749c0e6f33bf30094fbb2b3fe
Verify this certificate	https://goldstandardanalytics.com/coa/GSA-2026-033455

Scan to view this certificate online

Signature

Ian Ebert, Laboratory Director

Results are not covered by ISO/IEC 17025 accreditation.
Results relate only to the sample as received and tested.