Gold Standard Analytics

Gold Standard Analytics LLC, Houston, TX

CERTIFICATE OF ANALYSIS

Report GSA-COA-CUST-LA-DSIPBLEND-20261103-7 · issued Nov 23, 2026

LA Peptides

PRODUCT
DSIP blend nasal spray (DSIP, Pinealon, Epitalon)

ORDER
Custom sample

SAMPLE
LA-DSIPBLEND-20261103

ISSUED
Nov 23, 2026

BATCH
2618



THE SAMPLE AS RECEIVED

IDENTITY

DSIP only

Pinealon and Epitalon not found

PURITY

99.33 %

HPLC-UV, 214 nm (DSIP)

ENDOTOXINS

< 0.050 EU/mL

Pass; spike recovery 84 %

STERILITY

No growth

Pass; both canisters, 14 days

Heavy metals USP <232>, ICP-MS: Pb, Cd, Hg, As, Co, V, Ni — **Pass**

HPLC CHROMATOGRAM

UV, 214 nm

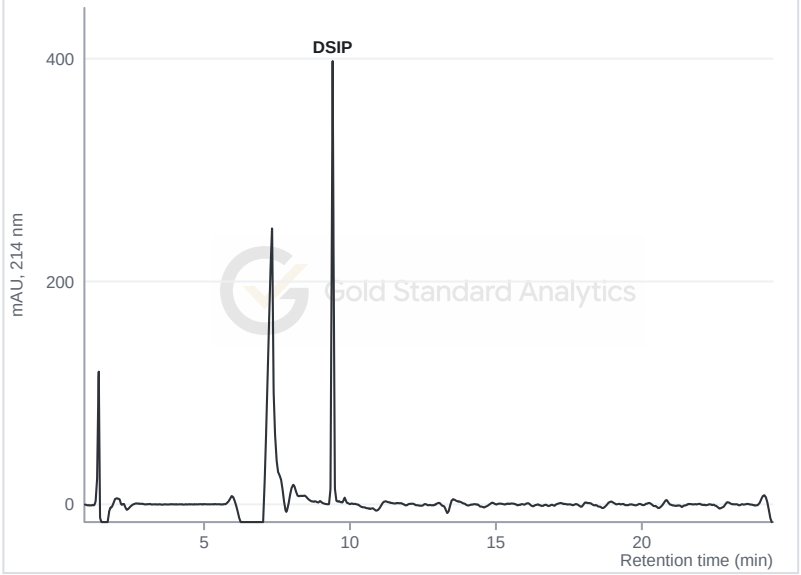

MASS SPECTRUM

main peak (9.41 min)

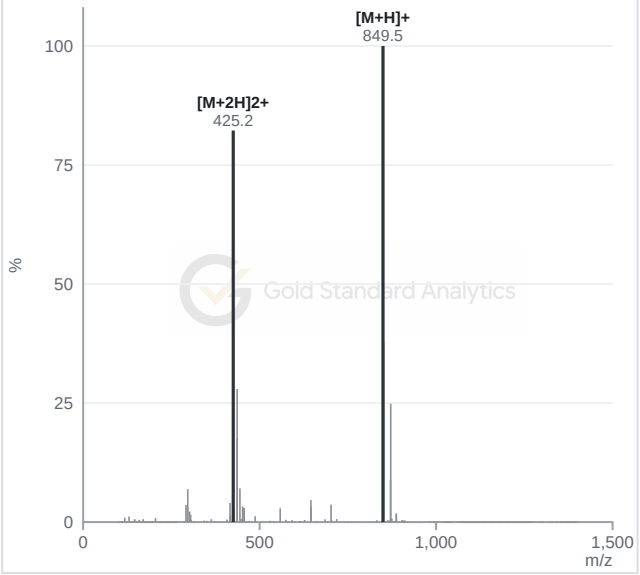

RELEASED BY

Ian Ebert
Chemist & Lab Lead · Nov 24, 2026

Scan to verify
goldstandardanalytics.com/coa/

Results are not covered by ISO/IEC 17025 accreditation. Results relate only to the sample as received and tested.

The sample

Custom sample · LA Peptides

Customer	**LA Peptides**	Prepared	**Spray diluted 1 in 7 with water containing 0.1 % formic acid, 3 Nov 2026**
Order	**Custom sample**	Tested	**03 Nov 2026**
Sample	**LA-DSIPBLEND-20261103**	Tests	**Identity, Purity, Impurity breakdown, Bacterial endotoxins, Sterility, Elemental impurities**
Label	**DSIP blend nasal spray, 5 mg each of DSIP, Pinealon and Epitalon per bottle**		

Graphs

HPLC CHROMATOGRAM

HPLC chromatogram (UV, 214 nm) · mAU, 214 nm against Retention time (min)

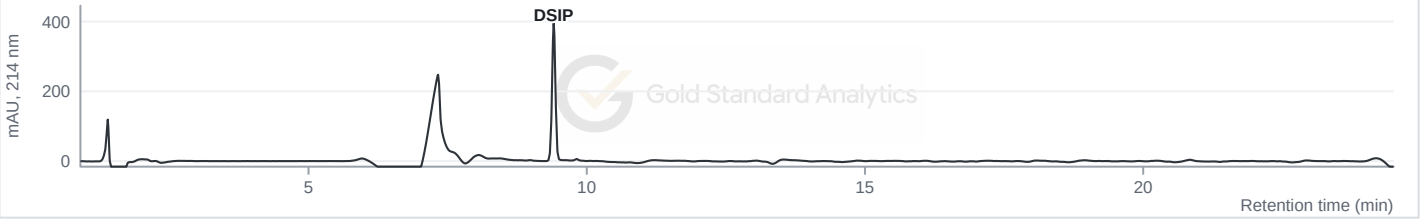

MASS SPECTRUM

Mass spectrum of the main peak (9.41 min) · Counts against m/z

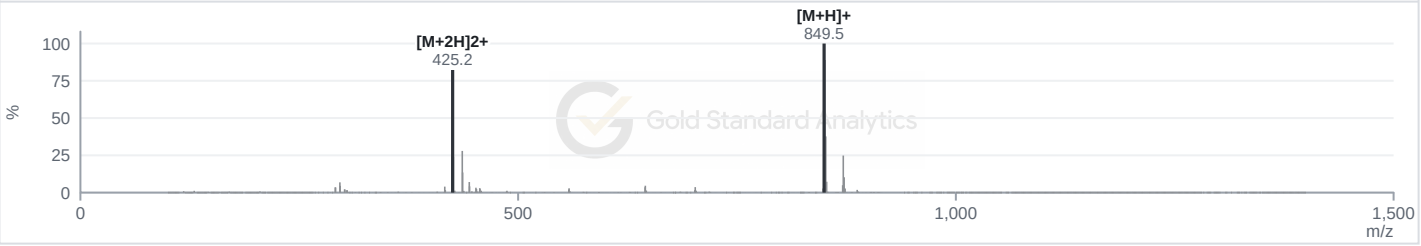

Results

Identity	**DSIP found; Pinealon and Epitalon were not found.** The main peak at 9.41 min carries DSIP's ions at m/z 849.5 ([M+H]+) and 425.2 ([M+2H]2+); molecular mass 848.4 (expected 848.8). No peak carried the ions of Pinealon (expected m/z 419.2) or Epitalon (expected m/z 391.2). Both are small, early-eluting peptides; in this spray they would come off with the spray liquid's own early peaks, so a small amount of either cannot be ruled out.
Purity	**99.33 %** by HPLC with UV detection at 214 nm, for the peptide found (DSIP), as a share of the peptide-related UV peak area. 1 form of DSIP identified by mass is listed below. The large peak at about 6.5 to 7.5 min comes from the instrument, not the sample: the same peak appears when only blank solvent is run. The early peak at about 1.4 min is salt from the spray liquid (its mass spectrum shows sodium formate clusters and no peptide). Neither is counted.
Bacterial endotoxins	**< 0.050 EU/mL; spike recovery 84%** . Pass.
Sterility	**No growth in either canister after 14 days** . Pass.
Elemental impurities (USP <232>)	**Pb < 0.5 µg/g; Cd < 0.2 µg/g; Hg < 0.3 µg/g; As < 0.2 µg/g; Co < 0.3 µg/g; V < 0.1 µg/g; Ni < 0.5 µg/g (Agilent ICP-MS)** . Pass.

Zoomed views

HPLC, SMALL PEAKS

Zoomed in on the small peaks (5 % of the main peak) · mAU, 214 nm against Retention time (min)

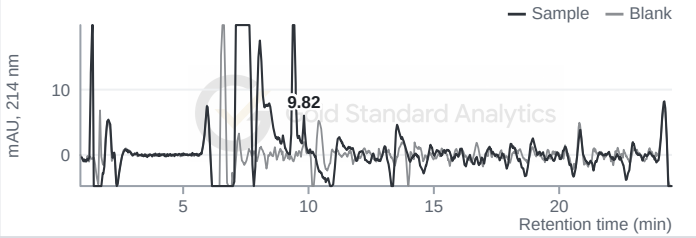

ION TRACE

Ion trace, m/z 849.4 (DSIP [M+H]+): sample vs blank · Counts against Retention time (min)

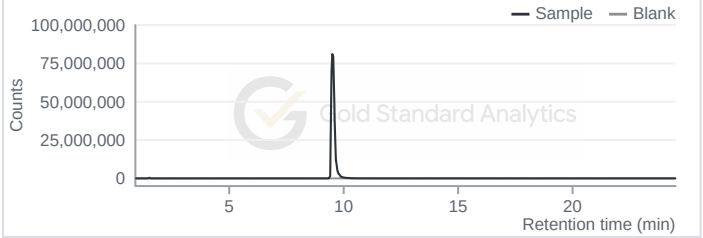

Impurities

Every peak counted besides the main peptide:

PEAK (MIN)	AMOUNT	WHAT IT IS
9.82	0.67 %	DSIP that has lost one water molecule (mass about 831 instead of 849). A common by-product of peptide synthesis or storage.

> Amounts are each peak's share of the peptide-related UV peak area at 214 nm.

How it was tested

Liquid chromatography with UV and mass-spectrometry detection: Agilent 1290 Infinity II LC with a 6490 triple-quadrupole mass spectrometer. Column Polaris C18-A, 2.0 x 150 mm, 45 °C; water and acetonitrile, each with 0.1 % formic acid. Purity: UV peak area at 214 nm after subtracting blank runs of the same sequence. Identity: molecular mass from the mass spectrum. Bacterial endotoxins: endotoxin reader, 0.050 EU/mL limit; result reported as printed by the reader, with spike recovery. Sterility: membrane filtration (canisters), 14-day incubation. Elemental impurities (USP <232>): Agilent ICP-MS; Pb, Cd, Hg, As, Co, V, Ni.

Notes

Results apply only to the sample as received and tested.

Release

This report is signed electronically at release. The signature is printed on page 1, and the release record, added as the last page, gives the date and the verification code.

Gold Standard Analytics

Release record

goldstandardanalytics.com Report GSA-COA-CUST-LA-DSIPBLEND-20261103-UPL-078551ff03b0 · Certificate GSA-2026-034415

Customer and order	LA Peptides · Custom sample (no order)
Sample and report	LA-DSIPBLEND-20261103 · DSIP blend nasal spray (DSIP, Pinealon, Epitalon) Certificate of Analysis
Report reference	GSA-COA-CUST-LA-DSIPBLEND-20261103-UPL-078551ff03b0
Certificate accession	GSA-2026-034415
Released and signed by	Ian Ebert, Chemist & Lab Lead
Date and time (UTC)	2026-11-24 23:34:43Z
Signature meaning	Approved for release. The signer reviewed this report and approved its release to its customer.
Approval reference	eb2c140c-baf8-4c2d-9e55-9c52b3544116
Electronic signature	Signed electronically in a signed-in GSA staff account.
Original report SHA-256	02062805d155188caefd4cd9e939eb9715f9ecb4e955c9ebfd36ad2d41cd3b48
Verify this certificate	https://goldstandardanalytics.com/coa/GSA-2026-034415

Scan to view this certificate online

Signature



Ian Ebert, Chemist & Lab Lead

Results are not covered by ISO/IEC 17025 accreditation.
Results relate only to the sample as received and tested.