Gold Standard Analytics

Gold Standard Analytics LLC, Houston, TX

CERTIFICATE OF ANALYSIS

Report GSA-COA-000132-13202-20261124-2 · issued Nov 24, 2026

Precision Peptides

PRODUCT	ORDER	SAMPLE
Tirzepatide	GSA-2026-000132	132-02
LOT	**ISSUED**	
T-1501126-A2	Nov 24, 2026	



THE SAMPLE AS RECEIVED

IDENTITY

Tirzepatide

confirmed by mass and retention time

PURITY

99.34 %

HPLC-UV, 214 nm

HPLC CHROMATOGRAM — UV, 214 nm

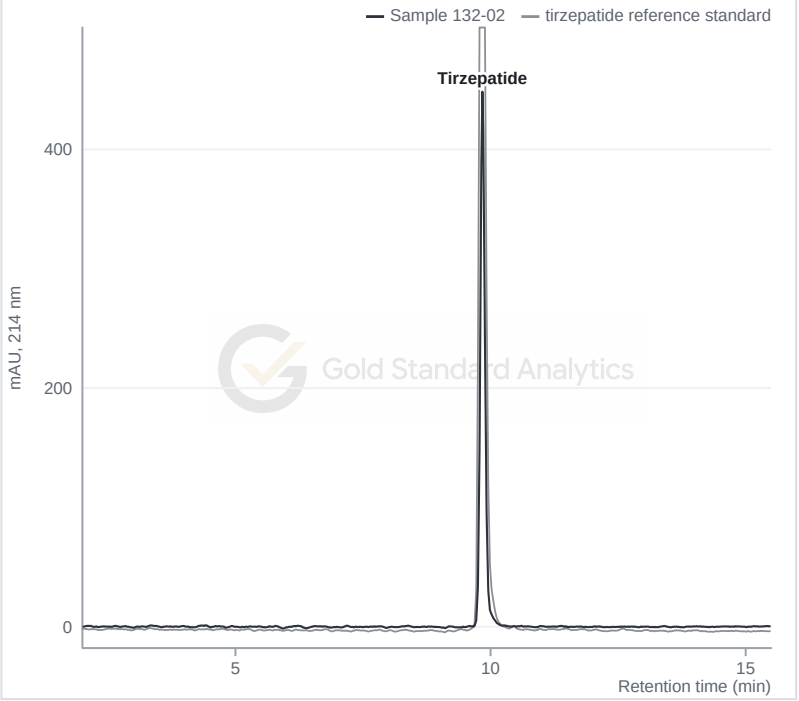

MASS SPECTRUM — at the tirzepatide peak (9.84 min)

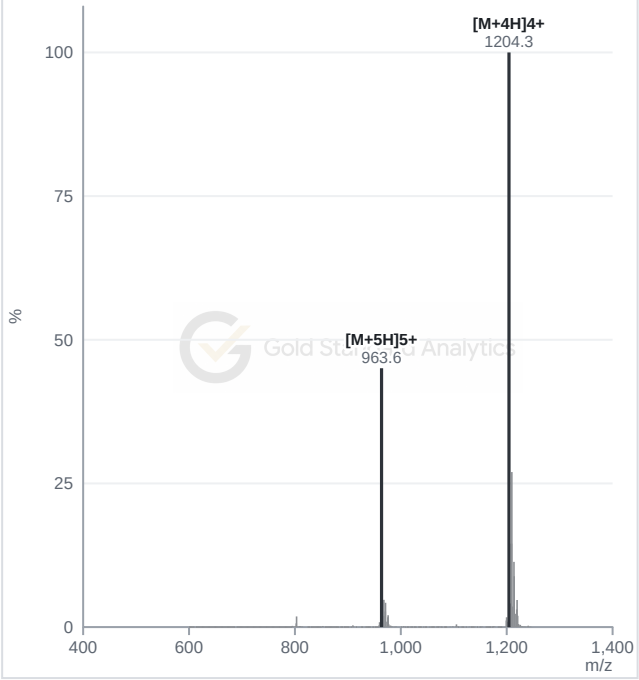

RELEASED BY

Ian Ebert
Laboratory Director · Nov 24, 2026

Scan to verify
goldstandardanalytics.com/coa/

Results are not covered by ISO/IEC 17025 accreditation. Results relate only to the sample as received and tested.

The sample

Order GSA-2026-000132 · Sample 132-02 · Precision Peptides

Customer	**Precision Peptides**	Lot	**T-1501126-A2**
Order	**GSA-2026-000132**	Prepared	**23 Nov 2026**
Sample	**132-02**	Tested	**24 Nov 2026**
Label	**Precision Peptides, Tirzepatide 15 mg, T-1501126-A2**	Tests	**Identity, Purity**

Graphs

HPLC CHROMATOGRAM

HPLC chromatogram (UV, 214 nm) · mAU, 214 nm against Retention time (min)



MASS SPECTRUM

Mass spectrum at the tirzepatide peak (9.84 min) · Counts against m/z

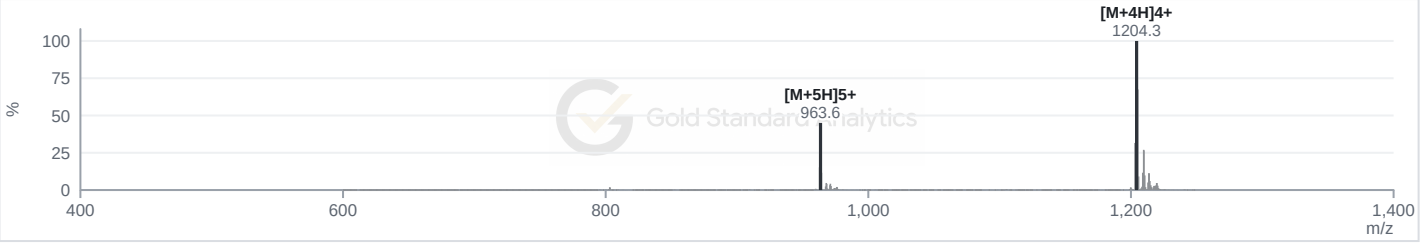

Results

Identity	**Consistent with tirzepatide.** The main peak at 9.84 min carries tirzepatide's 4+ and 5+ ions (m/z 1204.3 and 963.6; molecular mass 4,813.1, expected 4,813.5) and elutes within 0.4 % of a tirzepatide reference standard run in the same sequence (9.80 min).
Purity	**99.34 %** by HPLC with UV detection at 214 nm. No peak other than tirzepatide was found, down to about 0.66 % of the tirzepatide peak height, so purity is reported as 99.34 % rather than as 100 %.

Zoomed views

HPLC, SMALL PEAKS

Zoomed in on the small peaks (5 % of the main peak) · mAU, 214 nm against Retention time (min)

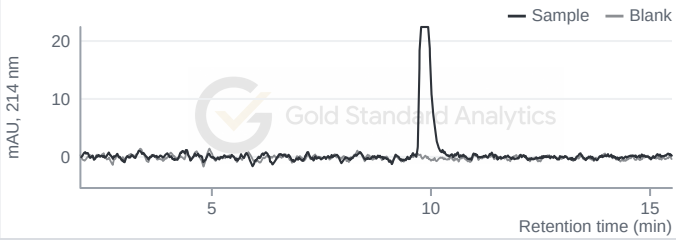

ION TRACE

Ion trace, m/z 1204.4 (tirzepatide 4+): sample vs blank · Counts against Retention time (min)

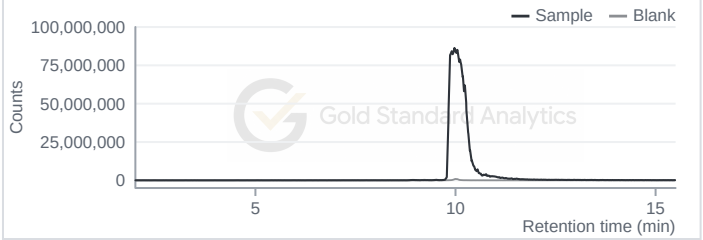

How it was tested

Liquid chromatography with UV and mass-spectrometry detection: Agilent 1290 Infinity II LC with a 6490 triple-quadrupole mass spectrometer. Column Polaris C18-A, 2.0 x 150 mm, 55 °C; water and acetonitrile, each with 0.1 % formic acid. Identity: molecular mass from the multiply charged ions in the mass spectrum, and retention time against a tirzepatide reference standard run in the same sequence. Purity: UV peak area at 214 nm, after subtracting a blank run in the same sequence. 1 µL injected; autosampler at 12 °C.

Notes

Results apply only to the sample as received and tested.

Release

This report is signed electronically at release. The signature is printed on page 1, and the release record, added as the last page, gives the date and the verification code.

Gold Standard Analytics

goldstandardanalytics.com

Release record

Report GSA-COA-000132-13202-20261124-2 · Certificate GSA-2026-283624

Customer and order	Precision Peptides · GSA-2026-000132
Sample and report	132-02 · Tirzepatide Certificate of Analysis
Report reference	GSA-COA-000132-13202-20261124-2
Certificate accession	GSA-2026-283624
Released and signed by	Ian Ebert, Laboratory Director
Date and time (UTC)	2026-11-24 20:41:59Z
Signature meaning	Approved for release. The signer reviewed this report and approved its release to its customer.
Approval reference	06e0d2ea-c715-4ba0-ab28-190049ae74d2
Electronic signature	Signed electronically in a signed-in GSA staff account.
Original report SHA-256	0fdb56229bbfd983b72e7a71306f98123e3b6699e53e15ef6e0ad76d35928c23
Verify this certificate	https://goldstandardanalytics.com/coa/GSA-2026-283624

Scan to view this certificate online

Signature



Ian Ebert, Laboratory Director