Gold Standard Analytics

Gold Standard Analytics LLC, Houston, TX

CERTIFICATE OF ANALYSIS

Report GSA-COA-CUST-LA-GHKCAPS-20261112-8 · issued Nov 23, 2026

LA Peptides

PRODUCT	ORDER	SAMPLE
GHK-Cu capsules	Custom sample	LA-GHKCAPS-20261112
LABEL	**ISSUED**	**BATCH**
GHK-Cu capsule	Nov 23, 2026	2618



THE SAMPLE AS RECEIVED

IDENTITY ✓

GHK-Cu

confirmed by mass

PURITY ✓

99.70 %

HPLC-UV, 214 nm

FENTANYL SCREEN ✓

Not detected

fentanyl and 15 related compounds

ENDOTOXINS ✓

< 0.050 EU/mL

Pass; spike recovery 85 %

✓ **Sterility** Pass; both canisters, 14 days — **No growth**

✓ **Heavy metals** USP <232>, ICP-MS: Pb, Cd, Hg, As, Co, V, Ni — **Pass**

HPLC CHROMATOGRAM

UV, 214 nm

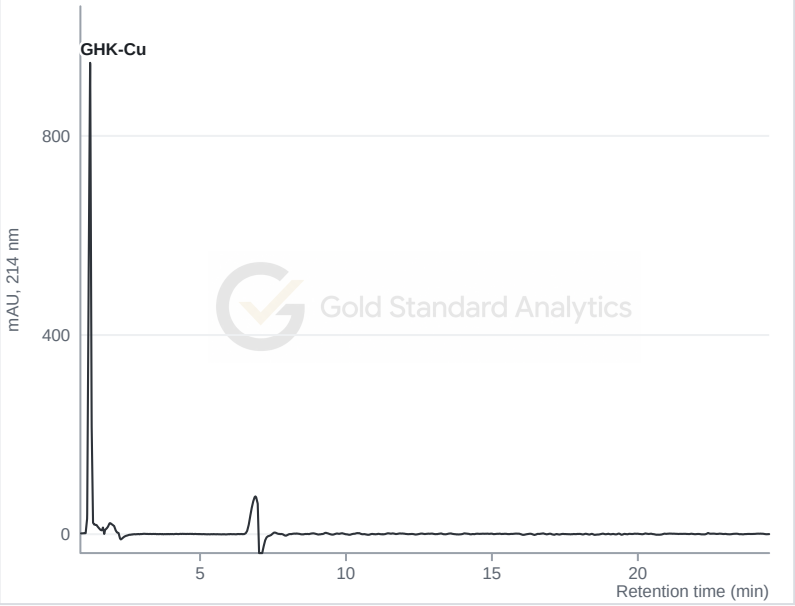

MASS SPECTRUM

main peak (1.23 min)

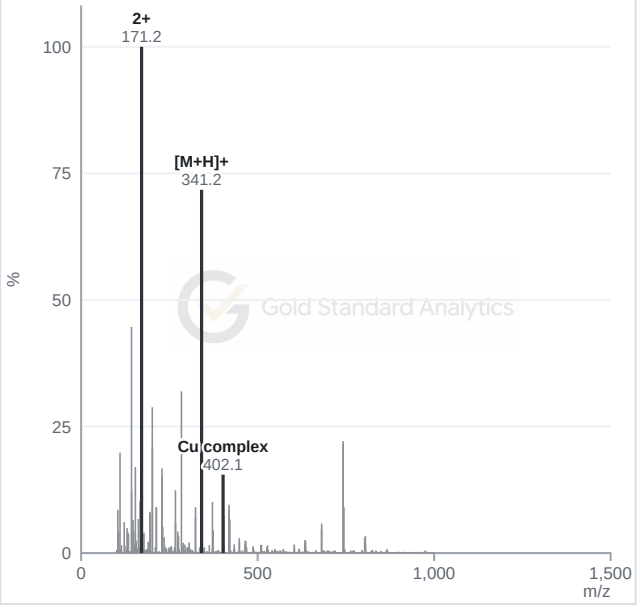

RELEASED BY

Ian Ebert

Chemist & Lab Lead · Nov 24, 2026

Scan to verify

goldstandardanalytics.com/coa/

Results are not covered by ISO/IEC 17025 accreditation. Results relate only to the sample as received and tested.

The sample

Custom sample · LA Peptides

Customer	**LA Peptides**	Prepared	**Capsule contents dissolved and filtered to remove the filler, 11 Nov 2026**
Order	**Custom sample**	Tested	**12 Nov 2026**
Sample	**LA-GHKCAPS-20261112**	Tests	**Identity, Purity, Impurity breakdown, Fentanyl screen, Bacterial endotoxins, Sterility, Elemental impurities**
Label	**GHK-Cu capsule**		

Graphs

HPLC CHROMATOGRAM

HPLC chromatogram (UV, 214 nm) · mAU, 214 nm against Retention time (min)



MASS SPECTRUM

Mass spectrum of the main peak (1.23 min) · Counts against m/z

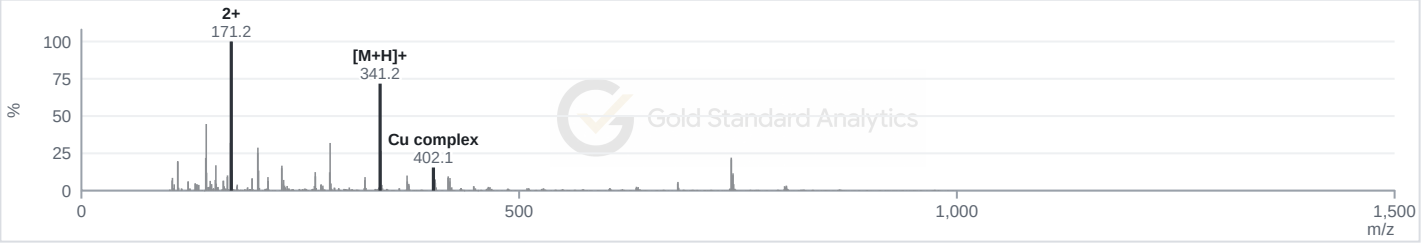

Results

Identity	**Consistent with GHK-Cu.** The main peak at 1.23 min carries GHK's ions (m/z 341.2 [M+H]+ and 171.3 [M+2H]2+; mass 340.4) and its copper complex (m/z 402.1).
Purity	**99.70 %** by HPLC-UV at 214 nm, not 100 %: no peak other than GHK-Cu was found, but only down to 0.30 % of its height; the mass spectrum across the main peak shows only GHK and its copper complex. GHK-Cu comes off the column very early, where separation is weakest, so an impurity coming off with it would not be seen. Not counted: the capsule's sugar alcohol and a mass-198 non-peptide component (seen by mass), the 1.9 min peak (in every injection, blanks included) and the 6.9 min instrument peak.
Fentanyl screen	**Not detected.** The capsule solution was screened by LC-MS/MS (multiple-reaction monitoring, two ion transitions each) for fentanyl and 15 related compounds: norfentanyl, 4-ANPP, acetylfentanyl, acrylfentanyl, butyrylfentanyl, cyclopropylfentanyl, furanylfentanyl, methoxyacetylfentanyl, para-fluorofentanyl, ocfentanil, carfentanil, sufentanil, alfentanil, remifentanil and valerylfentanyl. This is a screen: no detection limit is stated.
Bacterial endotoxins	**< 0.050 EU/mL; spike recovery 85%** . Pass.
Sterility	**No growth in either canister after 14 days** . Pass.
Elemental impurities (USP <232>)	**Pb < 0.5 µg/g; Cd < 0.2 µg/g; Hg < 0.3 µg/g; As < 1.5 µg/g; Co < 5 µg/g; V < 10 µg/g; Ni < 20 µg/g (Agilent ICP-MS)** . Pass.

Zoomed views

HPLC, SMALL PEAKS

Zoomed in on the small peaks · mAU, 214 nm against Retention time (min)

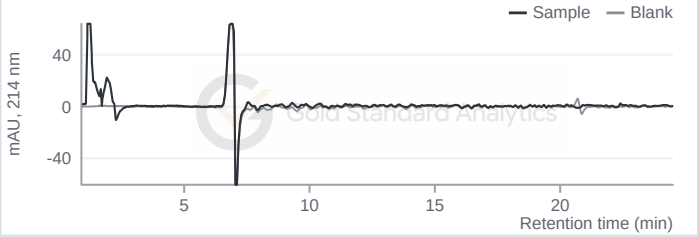

ION TRACE

Ion trace, m/z 341.2 (GHK [M+H]+): sample vs blank · Counts against Retention time (min)

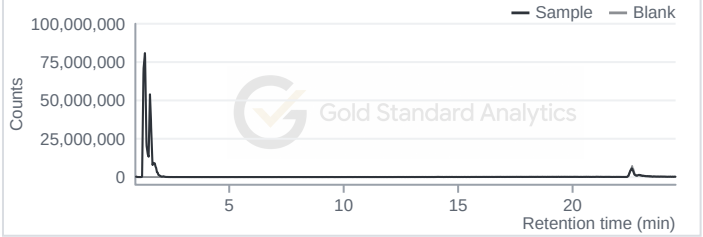

Impurities

Every UV peak above the reporting limit was GHK-Cu.

Amounts are each peak's share of the total UV peak area at 214 nm.

How it was tested

Liquid chromatography with UV and mass-spectrometry detection: Agilent 1290 Infinity II LC with a 6490 triple-quadrupole mass spectrometer. Column Polaris C18-A, 2.0 x 150 mm, 45 °C; water and acetonitrile, each with 0.1 % formic acid. Purity: UV peak area at 214 nm, after subtracting a blank run in the same sequence. Identity: molecular mass from the mass spectrum. Fentanyl screen: a separate injection with LC-MS/MS in multiple-reaction-monitoring mode. Bacterial endotoxins: endotoxin reader, 0.050 EU/mL limit; result reported as printed by the reader, with spike recovery. Sterility: membrane filtration (canisters), 14-day incubation. Elemental impurities (USP <232>): Agilent ICP-MS; Pb, Cd, Hg, As, Co, V, Ni.

Notes

Results apply only to the sample as received and tested.

Release

This report is signed electronically at release. The signature is printed on page 1, and the release record, added as the last page, gives the date and the verification code.

Gold Standard Analytics

Release record

goldstandardanalytics.com Report GSA-COA-CUST-LA-GHKCAPS-20261112-UPL-bfdd8b6f2e11 · Certificate GSA-2026-320604

Customer and order	LA Peptides · Custom sample (no order)
Sample and report	LA-GHKCAPS-20261112 · GHK-Cu capsules Certificate of Analysis
Report reference	GSA-COA-CUST-LA-GHKCAPS-20261112-UPL-bfdd8b6f2e11
Certificate accession	GSA-2026-320604
Released and signed by	Ian Ebert, Chemist & Lab Lead
Date and time (UTC)	2026-11-24 23:34:43Z
Signature meaning	Approved for release. The signer reviewed this report and approved its release to its customer.
Approval reference	eb2c140c-baf8-4c2d-9e55-9c52b3544116
Electronic signature	Signed electronically in a signed-in GSA staff account.
Original report SHA-256	d3a7d2b3d53e993e06b114e87ae53cca0d00bb46a0bd9168cf0a74707f784084
Verify this certificate	https://goldstandardanalytics.com/coa/GSA-2026-320604

Scan to view this certificate online

Signature



Ian Ebert, Chemist & Lab Lead

Results are not covered by ISO/IEC 17025 accreditation.
Results relate only to the sample as received and tested.