Gold Standard Analytics

Gold Standard Analytics LLC, Houston, TX

CERTIFICATE OF ANALYSIS

Report GSA-COA-CUST-LA-SEMACAPS-20261112-8 · issued Nov 23, 2026

LA Peptides

PRODUCT
Semaglutide capsules

ORDER
Custom sample

SAMPLE
LA-SEMACAPS-20261112

LABEL
Semaglutide capsule

ISSUED
Nov 23, 2026



THE SAMPLE AS RECEIVED

IDENTITY ✓
Semaglutide
confirmed by mass

PURITY ✓
99.15 %
HPLC-UV, 214 nm, 2 injections

FENTANYL SCREEN ✓
Not detected
fentanyl and 15 related compounds

ENDOTOXINS ✓
< 0.050 EU/mL
Pass; spike recovery 88 %

✓ **Sterility**	Pass; both canisters, 14 days	**No growth**	
✓ **Heavy metals**	USP <232>, ICP-MS: Pb, Cd, Hg, As, Co, V, Ni	**Pass**	

HPLC CHROMATOGRAM — UV, 214 nm

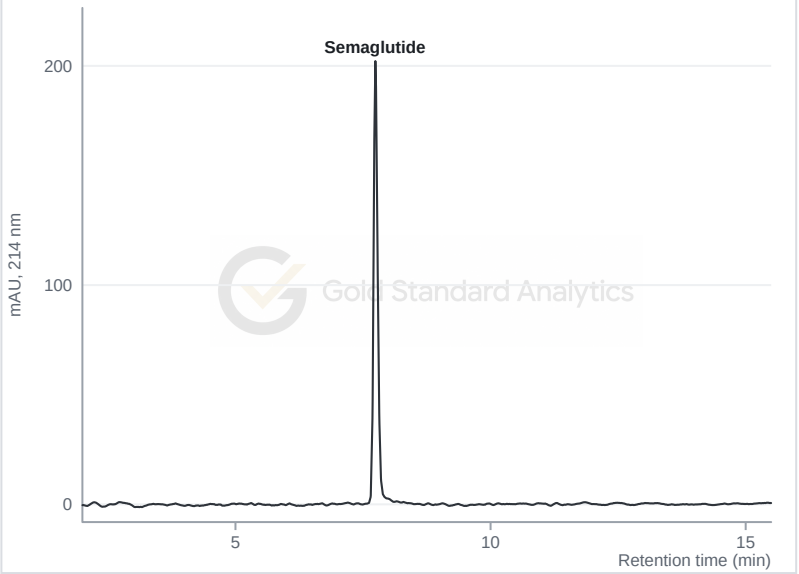

MASS SPECTRUM — main peak (7.74 min)

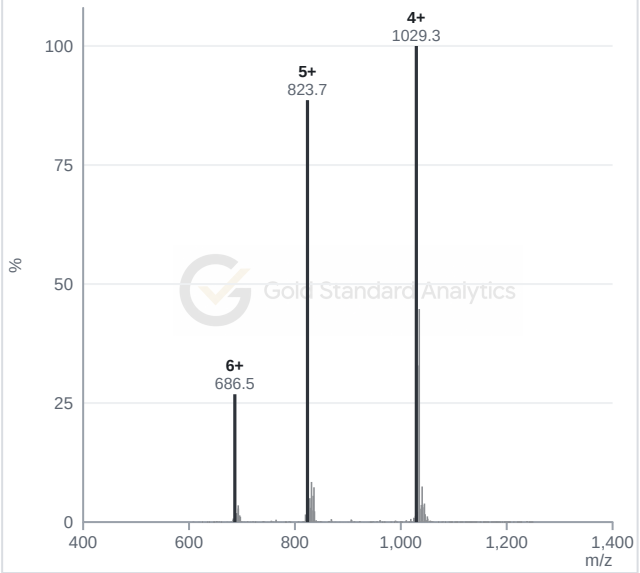

RELEASED BY

Ian Ebert
Laboratory Director · Nov 24, 2026

Scan to verify
goldstandardanalytics.com/coa/

Results are not covered by ISO/IEC 17025 accreditation. Results relate only to the sample as received and tested.

The sample

Custom sample · LA Peptides

Customer	**LA Peptides**	Prepared	**Capsule contents dissolved and filtered to remove the filler, 11 Nov 2026**
Order	**Custom sample**	Tested	**12 Nov 2026**
Sample	**LA-SEMACAPS-20261112**	Tests	**Identity, Purity, Impurity breakdown, Fentanyl screen, Bacterial endotoxins, Sterility, Elemental impurities**
Label	**Semaglutide capsule**		

Graphs

HPLC CHROMATOGRAM

HPLC chromatogram (UV, 214 nm) · mAU, 214 nm against Retention time (min)

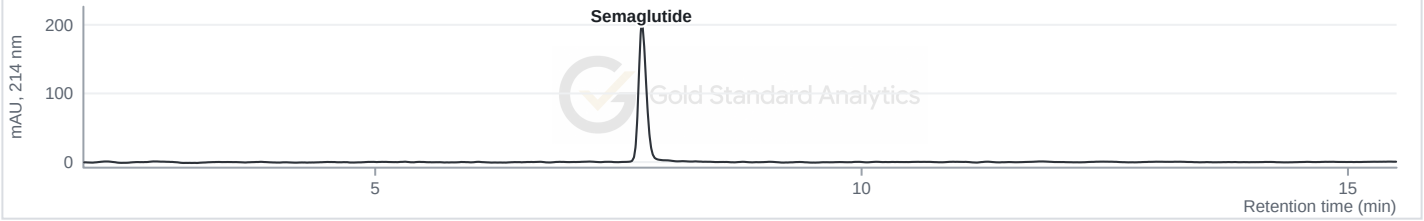

MASS SPECTRUM

Mass spectrum of the main peak (7.74 min) · Counts against m/z

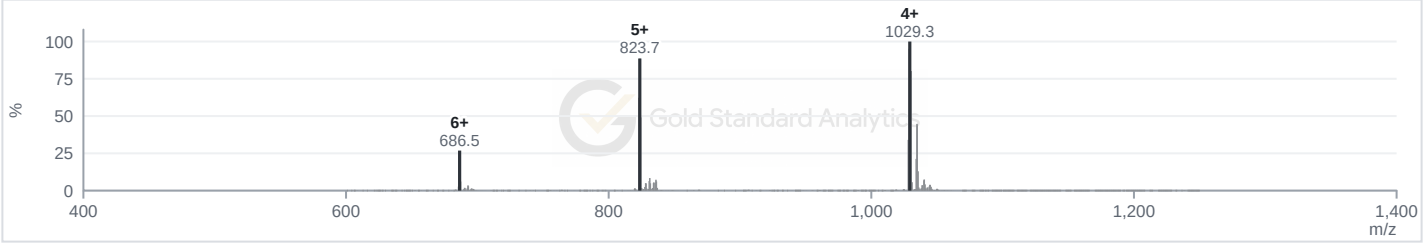

Results

Identity	**Consistent with semaglutide.** The main peak at 7.74 min carries semaglutide's 4+, 5+ and 6+ ions (m/z 1029.4, 823.7 and 686.5); molecular mass 4,113.3, expected 4,113.6.
Purity	**99.15 %** by HPLC with UV detection at 214 nm. No peak other than semaglutide was found in either of two injections of the same solution, down to about 0.85 % of the semaglutide peak height, so purity is reported as 99.15 % rather than as 100 %.
Fentanyl screen	**Not detected.** The capsule solution was screened by LC-MS/MS (multiple-reaction monitoring, two ion transitions each) for fentanyl and 15 related compounds: norfentanyl, 4-ANPP, acetylfentanyl, acrylfentanyl, butyrylfentanyl, cyclopropylfentanyl, furanylfentanyl, methoxyacetylfentanyl, para-fluorofentanyl, ocfentanil, carfentanil, sufentanil, alfentanil, remifentanil and valerylfentanyl. This is a screen: no detection limit is stated.
Bacterial endotoxins	**< 0.050 EU/mL; spike recovery 88%** . Pass.
Sterility	**No growth in either canister after 14 days** . Pass.
Elemental impurities (USP <232>)	**Pb < 0.5 µg/g; Cd < 0.2 µg/g; Hg < 0.3 µg/g; As < 1.5 µg/g; Co < 5 µg/g; V < 10 µg/g; Ni < 20 µg/g (Agilent ICP-MS)** . Pass.

Zoomed views

HPLC, SMALL PEAKS

Zoomed in on the small peaks · mAU, 214 nm against Retention time (min)

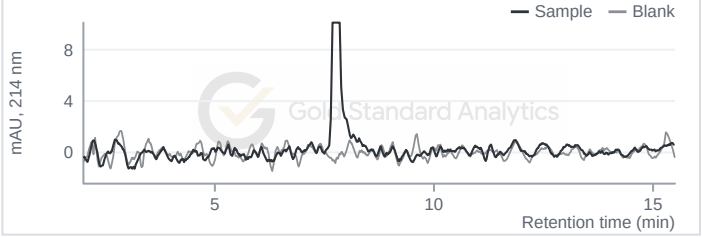

ION TRACE

Ion trace, m/z 823.7 (semaglutide 5+): sample vs blank · Counts against Retention time (min)

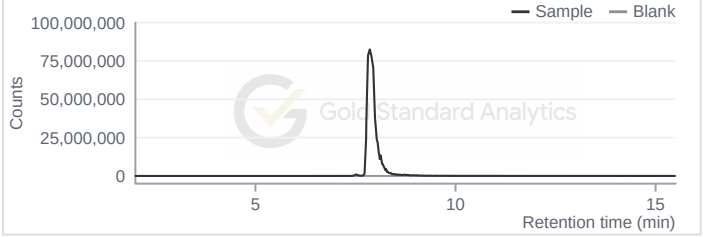

Impurities

Every UV peak above the reporting limit was semaglutide.

Amounts are each peak's share of the total UV peak area at 214 nm.

How it was tested

Liquid chromatography with UV and mass-spectrometry detection: Agilent 1290 Infinity II LC with a 6490 triple-quadrupole mass spectrometer. Column Polaris C18-A, 2.0 x 150 mm, 55 °C; water and acetonitrile, each with 0.1 % formic acid. Purity: UV peak area at 214 nm, after subtracting a blank run in the same sequence. Identity: molecular mass from the mass spectrum. Fentanyl screen: a separate injection with LC-MS/MS in multiple-reaction-monitoring mode. In the zoomed view, the blank line is the difference between two blank runs with the slow baseline drift removed. Bacterial endotoxins: endotoxin reader, 0.050 EU/mL limit; result reported as printed by the reader, with spike recovery. Sterility: membrane filtration (canisters), 14-day incubation. Elemental impurities (USP <232>): Agilent ICP-MS; Pb, Cd, Hg, As, Co, V, Ni.

Notes

Results apply only to the sample as received and tested.

Release

This report is signed electronically at release. The signature is printed on page 1, and the release record, added as the last page, gives the date and the verification code.

Gold Standard Analytics

goldstandardanalytics.com

Release record

Report GSA-COA-CUST-LA-SEMACAPS-20261112-8 · Certificate GSA-2026-347633

Customer and order	LA Peptides · Custom sample (no order)
Sample and report	LA-SEMACAPS-20261112 · Semaglutide capsules Certificate of Analysis
Report reference	GSA-COA-CUST-LA-SEMACAPS-20261112-8
Certificate accession	GSA-2026-347633
Released and signed by	Ian Ebert, Laboratory Director
Date and time (UTC)	2026-11-24 03:07:00Z
Signature meaning	Approved for release. The signer reviewed this report and approved its release to its customer.
Approval reference	fb5bf63c-d579-4bf5-904d-18d724213f2c
Electronic signature	Signed electronically in a signed-in GSA staff account.
Original report SHA-256	c43320ac43464928274fac9e9245e1903eb3cfc041f246c4e538bc855440f9ce
Verify this certificate	https://goldstandardanalytics.com/coa/GSA-2026-347633

Scan to view this certificate online

Signature



Ian Ebert, Laboratory Director