Gold Standard Analytics

Gold Standard Analytics LLC, Houston, TX

CERTIFICATE OF ANALYSIS

Report GSA-COA-000095-09501-20261124-2 · issued Nov 24, 2026

Richard Gagne

PRODUCT	ORDER	SAMPLE
Retatrutide	GSA-2026-000095	095-01
LOT	**ISSUED**	
0001	Nov 24, 2026	



THE SAMPLE AS RECEIVED

IDENTITY ✓

Retatrutide

confirmed by mass

PURITY ✓

99.74 %

HPLC-UV, 214 nm

NET CONTENT

20.3 mg

per vial; 101 % of the declared 20 mg

HPLC CHROMATOGRAM — UV, 214 nm

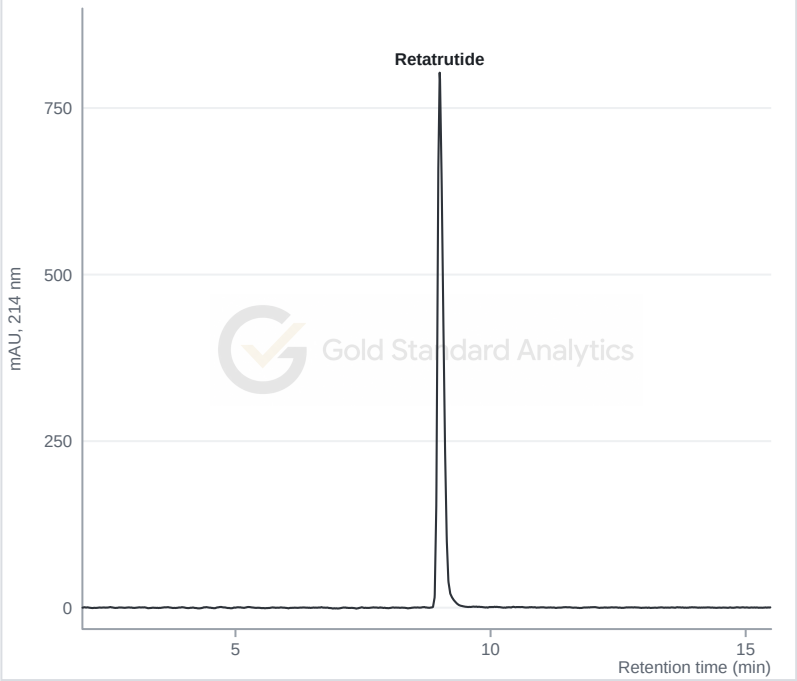

MASS SPECTRUM — at the retatrutide peak (9.00 min)

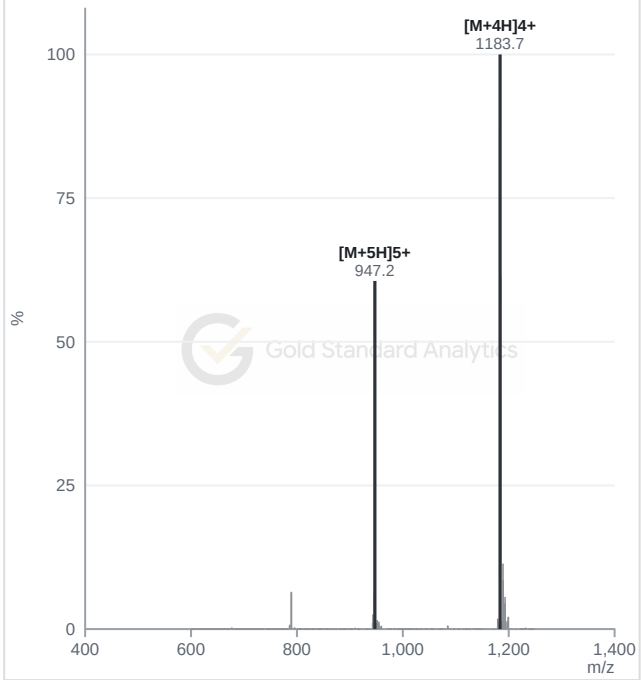

RELEASED BY

Ian Ebert

Laboratory Director · Nov 24, 2026

Scan to verify

goldstandardanalytics.com/coa/

Results are not covered by ISO/IEC 17025 accreditation. Results relate only to the sample as received and tested.

The sample

Order GSA-2026-000095 · Sample 095-01 · Richard Gagne

Customer	**Richard Gagne**	Lot	**0001**
Order	**GSA-2026-000095**	Prepared	**23 Nov 2026**
Sample	**095-01**	Tested	**24 Nov 2026**
Label	**No manufacturer label (clear vial, white cap); declared retatrutide 20 mg**	Tests	**Identity, Purity, Net content**

Graphs

HPLC CHROMATOGRAM

HPLC chromatogram (UV, 214 nm) · mAU, 214 nm against Retention time (min)

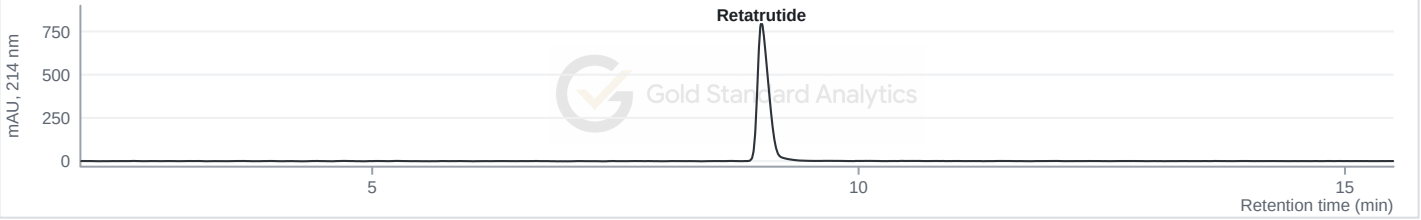

MASS SPECTRUM

Mass spectrum at the retatrutide peak (9.00 min) · Counts against m/z

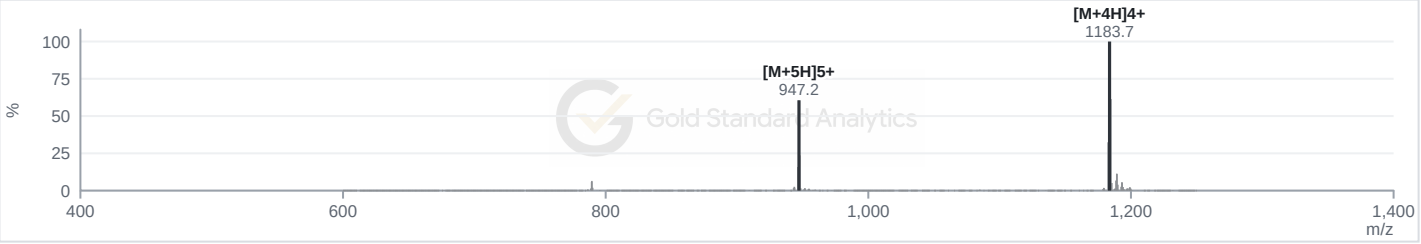

Results

Identity	**Consistent with retatrutide.** The main peak at 9.00 min carries retatrutide's 4+ and 5+ ions (m/z 1183.7 and 947.2; molecular mass 4,730.9, expected 4,731.3).
Purity	**99.74 %** by HPLC with UV detection at 214 nm. No peak other than retatrutide was found, down to about 0.26 % of the retatrutide peak height, so purity is reported as 99.74 % rather than as 100 %.
Net content	**20.3 mg per vial** (101 % of the declared 20 mg).

Zoomed views

HPLC, SMALL PEAKS

Zoomed in on the small peaks (5 % of the main peak) · mAU, 214 nm against Retention time (min)

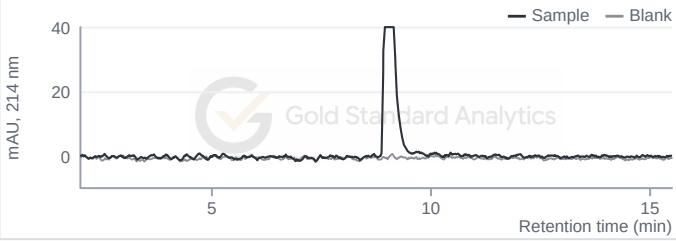

ION TRACE

Ion trace, m/z 1183.8 (retatrutide 4+): sample vs blank · Counts against Retention time (min)

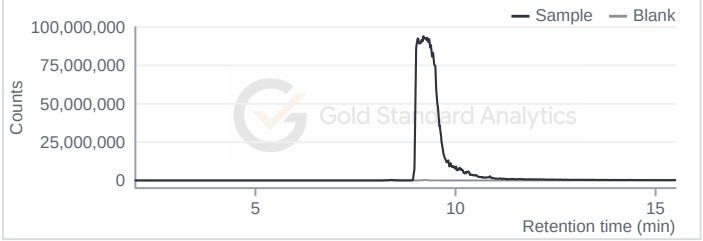

How it was tested

Liquid chromatography with UV and mass-spectrometry detection: Agilent 1290 Infinity II LC with a 6490 triple-quadrupole mass spectrometer. Column Polaris C18-A, 2.0 x 150 mm, 55 °C; water and acetonitrile, each with 0.1 % formic acid. Identity: molecular mass from the multiply charged ions in the mass spectrum. Purity: UV peak area at 214 nm, after subtracting a blank run in the same sequence. 2 µL injected; autosampler at 12 °C. Net content: UV absorbance at 280 nm of the retatrutide peak, using the absorptivity calculated from its amino-acid sequence, scaled by the volumes used: the whole vial dissolved in 2.0 mL, and 0.10 mL of that diluted to 1.0 mL; its uncertainty is roughly ±16 %.

Notes

Results apply only to the sample as received and tested.

Release

This report is signed electronically at release. The signature is printed on page 1, and the release record, added as the last page, gives the date and the verification code.

Gold Standard Analytics

goldstandardanalytics.com

Release record

Report GSA-COA-000095-09501-20261124-2 · Certificate GSA-2026-392959

Customer and order	Richard Gagne · GSA-2026-000095
Sample and report	095-01 · Retatrutide Certificate of Analysis
Report reference	GSA-COA-000095-09501-20261124-2
Certificate accession	GSA-2026-392959
Released and signed by	Ian Ebert, Laboratory Director
Date and time (UTC)	2026-11-24 20:41:58Z
Signature meaning	Approved for release. The signer reviewed this report and approved its release to its customer.
Approval reference	06e0d2ea-c715-4ba0-ab28-190049ae74d2
Electronic signature	Signed electronically in a signed-in GSA staff account.
Original report SHA-256	2d1330ac361e0b7d4d597378b1d9c9c65dbdd821686676cc7b5488e7afcdb13c
Verify this certificate	https://goldstandardanalytics.com/coa/GSA-2026-392959

Scan to view this certificate online

Signature

Ian Ebert, Laboratory Director

Results are not covered by ISO/IEC 17025 accreditation.
Results relate only to the sample as received and tested.