Gold Standard Analytics

Gold Standard Analytics LLC, Houston, TX

CERTIFICATE OF ANALYSIS

Report GSA-COA-000124-12402-20261124-3 · issued Nov 24, 2026

Evie

PRODUCT	ORDER	SAMPLE
Tirzepatide	GSA-2026-000124	124-02
LABEL	**LOT**	**ISSUED**
TIRZEPATIDE, T-072026	T-072026	Nov 24, 2026



THE SAMPLE AS RECEIVED

IDENTITY ✓

Tirzepatide

confirmed by mass and retention time

PURITY ✓

99.61 %

HPLC-UV, 214 nm

IMPURITY ANALYSIS ✓

None above 0.39 %

no peak other than tirzepatide above the reporting limit

NET CONTENT

30.3 mg

per vial

HPLC CHROMATOGRAM

UV, 214 nm

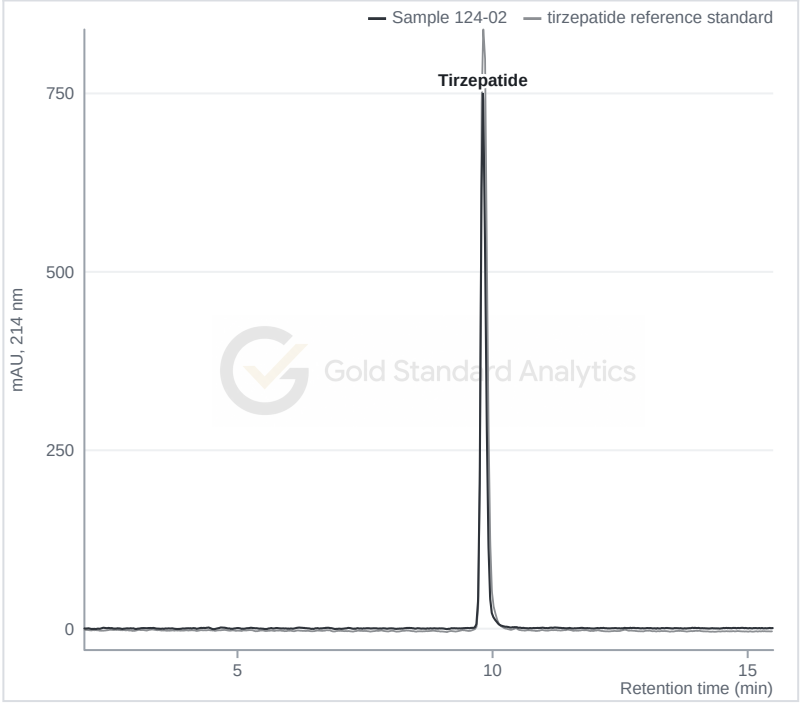

MASS SPECTRUM

at the tirzepatide peak (9.81 min)

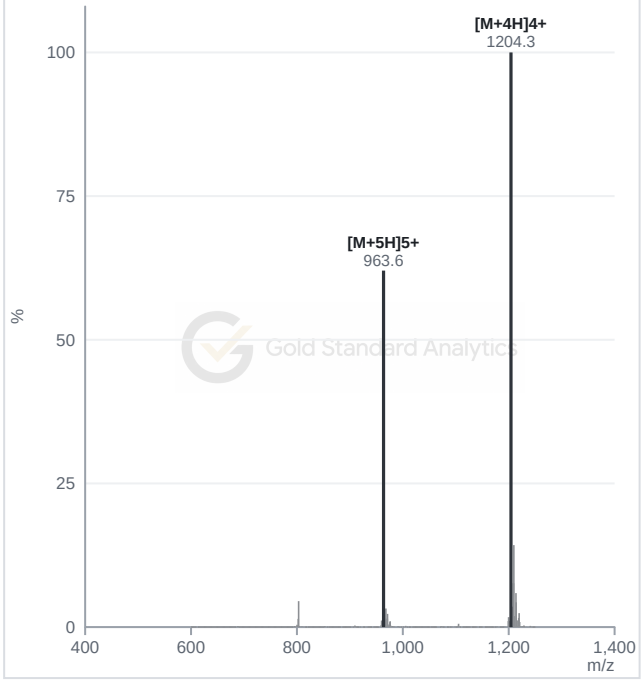

RELEASED BY

Ian Ebert

Laboratory Director · Nov 24, 2026

Scan to verify

goldstandardanalytics.com/coa/

Results are not covered by ISO/IEC 17025 accreditation. Results relate only to the sample as received and tested.

The sample

Order GSA-2026-000124 · Sample 124-02 · Evie

Customer	**Evie**	Lot	**T-072026**
Order	**GSA-2026-000124**	Prepared	**23 Nov 2026**
Sample	**124-02**	Tested	**24 Nov 2026**
Label	**TIRZEPATIDE, T-072026**	Tests	**Identity, Purity, Impurity breakdown, Net content**

Graphs

HPLC CHROMATOGRAM

HPLC chromatogram (UV, 214 nm) · mAU, 214 nm against Retention time (min)



MASS SPECTRUM

Mass spectrum at the tirzepatide peak (9.81 min) · Counts against m/z

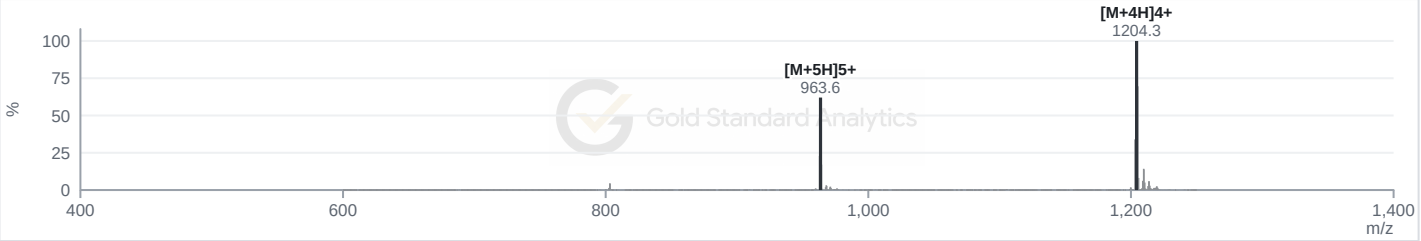

Results

Identity	**Consistent with tirzepatide.** The main peak at 9.81 min carries tirzepatide's 4+ and 5+ ions (m/z 1204.3 and 963.6; molecular mass 4,813.1, expected 4,813.5) and elutes within 0.1 % of a tirzepatide reference standard run in the same sequence (9.80 min).
Purity	**99.61 %** by HPLC with UV detection at 214 nm. No peak other than tirzepatide was found, down to about 0.39 % of the tirzepatide peak height, so purity is reported as 99.61 % rather than as 100 %.
Net content	**30.3 mg per vial** . No amount was declared for this vial.

Zoomed views

HPLC, SMALL PEAKS

Zoomed in on the small peaks (5 % of the main peak) · mAU, 214 nm against Retention time (min)

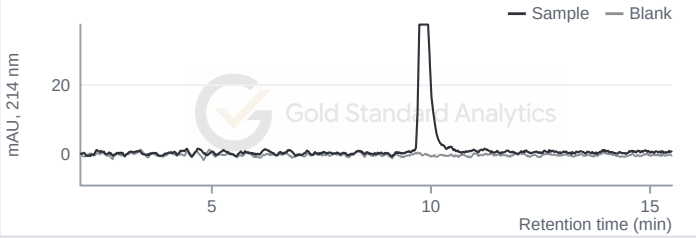

ION TRACE

Ion trace, m/z 1204.4 (tirzepatide 4+): sample vs blank · Counts against Retention time (min)

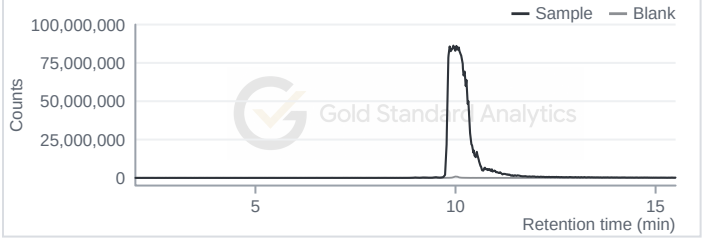

Impurities

Every UV peak above the reporting limit was tirzepatide.

Amounts are each peak's share of the total UV peak area at 214 nm.

How it was tested

Liquid chromatography with UV and mass-spectrometry detection: Agilent 1290 Infinity II LC with a 6490 triple-quadrupole mass spectrometer. Column Polaris C18-A, 2.0 x 150 mm, 55 °C; water and acetonitrile, each with 0.1 % formic acid. Identity: molecular mass from the multiply charged ions in the mass spectrum, and retention time against a tirzepatide reference standard run in the same sequence. Purity: UV peak area at 214 nm, after subtracting a blank run in the same sequence. 1 µL injected; autosampler at 12 °C. Net content: UV absorbance at 280 nm of the tirzepatide peak, using the absorptivity calculated from its amino-acid sequence, scaled by the volumes used: the whole vial dissolved in 2.0 mL, and 0.10 mL of that diluted to 1.0 mL; its uncertainty is roughly ±16 %.

Notes

Results apply only to the sample as received and tested.

Release

This report is signed electronically at release. The signature is printed on page 1, and the release record, added as the last page, gives the date and the verification code.

Customer and order	Evie · GSA-2026-000124
Sample and report	124-02 · Tirzepatide Certificate of Analysis
Report reference	GSA-COA-000124-12402-20261124-3
Certificate accession	GSA-2026-430973
Released and signed by	Ian Ebert, Laboratory Director
Date and time (UTC)	2026-11-24 20:44:25Z
Signature meaning	Approved for release. The signer reviewed this report and approved its release to its customer.
Approval reference	27b9631e-7813-4ad5-994d-fe0cfbee399a
Electronic signature	Signed electronically in a signed-in GSA staff account.
Original report SHA-256	2d1b27fede532d2e426b249f49d499e77d9e475a6a240052d03315712420ecc7
Verify this certificate	https://goldstandardanalytics.com/coa/GSA-2026-430973

Scan to view this certificate online

Signature

Ian Ebert, Laboratory Director