Gold Standard Analytics

Gold Standard Analytics LLC, Houston, TX

CERTIFICATE OF ANALYSIS

Report GSA-COA-CUST-LA-GSH-20261103-7 · issued Nov 23, 2026

LA Peptides

PRODUCT
Glutathione nasal spray

ORDER
Custom sample

SAMPLE
LA-GSH-20261103

ISSUED
Nov 23, 2026



THE SAMPLE AS RECEIVED

IDENTITY
Glutathione
confirmed by mass

PURITY
99.07 %
HPLC-UV, 214 nm

ENDOTOXINS
< 0.050 EU/mL
Pass; spike recovery 77 %

STERILITY
No growth
Pass; both canisters, 14 days

Heavy metals USP <232>, ICP-MS: Pb, Cd, Hg, As, Co, V, Ni — **Pass**

HPLC CHROMATOGRAM

UV, 214 nm

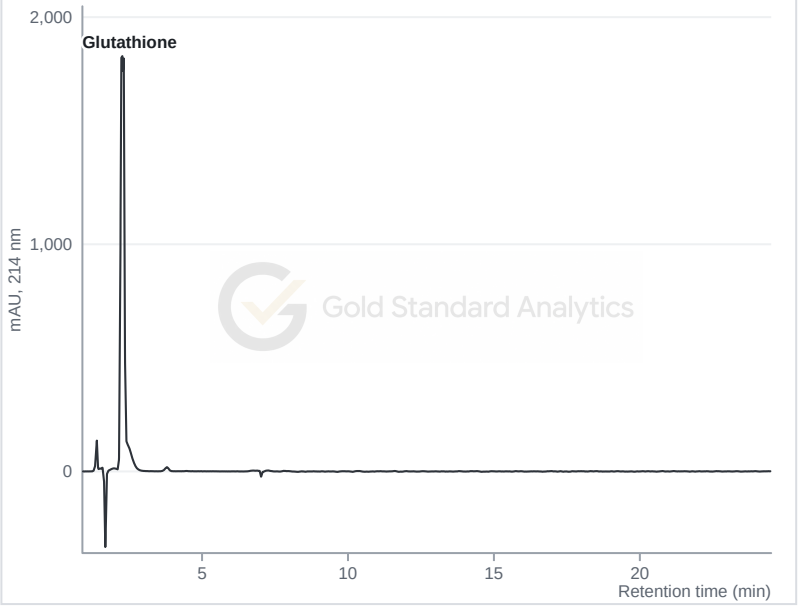

MASS SPECTRUM

main peak (2.28 min)

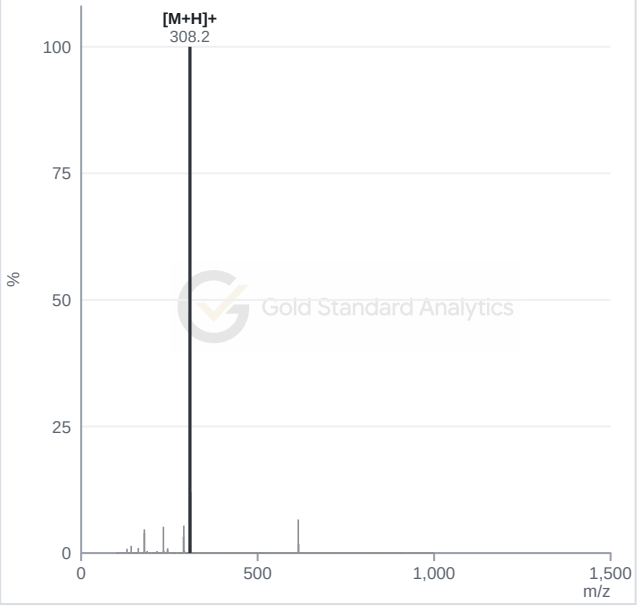

RELEASED BY

Ian Ebert
Laboratory Director · Nov 24, 2026

Scan to verify
goldstandardanalytics.com/coa/

Results are not covered by ISO/IEC 17025 accreditation. Results relate only to the sample as received and tested.

The sample

Custom sample · LA Peptides

Customer	**LA Peptides**
Order	**Custom sample**
Sample	**LA-GSH-20261103**
Label	**Glutathione nasal spray, 500 mg per bottle**
Prepared	**Spray diluted with water containing 0.1 % formic acid, 17 Nov 2026**
Tested	**17 Nov 2026**
Tests	**Identity, Purity, Impurity breakdown, Bacterial endotoxins, Sterility, Elemental impurities**

Graphs

HPLC CHROMATOGRAM

HPLC chromatogram (UV, 214 nm) · mAU, 214 nm against Retention time (min)



MASS SPECTRUM

Mass spectrum of the main peak (2.28 min) · Counts against m/z



Results

Identity	**Consistent with glutathione.** The main peak at 2.28 min carries its ion at m/z 308.2 ([M+H]+, expected 308.1).
Purity	**99.07 %** by HPLC with UV detection at 214 nm (share of the glutathione-related UV peak area). The only glutathione-related peak besides glutathione itself is oxidised glutathione (GSSG), 0.93 %, listed below. The early peak at about 1.4 min is salt from the spray liquid (its mass spectrum shows sodium formate clusters and no glutathione), and the dip after it is the injected liquid passing the detector. The peak at about 7 min comes from the instrument, not the sample (it appears when only blank solvent is run). None of these is counted.
Bacterial endotoxins	**< 0.050 EU/mL; spike recovery 77%** . Pass.
Sterility	**No growth in either canister after 14 days** . Pass.
Elemental impurities (USP <232>)	**Pb < 0.5 µg/g; Cd < 0.2 µg/g; Hg < 0.3 µg/g; As < 0.2 µg/g; Co < 0.3 µg/g; V < 0.1 µg/g; Ni < 0.5 µg/g (Agilent ICP-MS)** . Pass.

Zoomed views

HPLC, SMALL PEAKS

Zoomed in on the small peaks (5 % of the main peak) · mAU, 214 nm against Retention time (min)

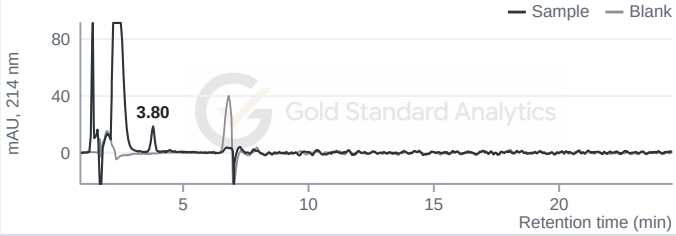

ION TRACE

Ion trace, m/z 308.1 ([M+H]+): sample vs blank · Counts against Retention time (min)

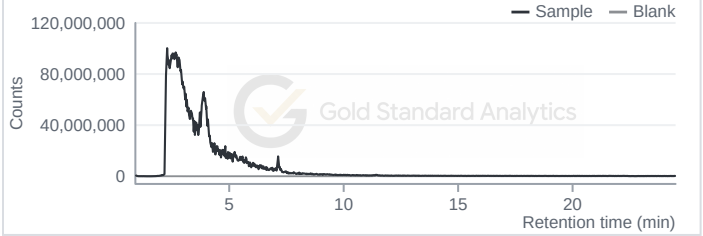

Impurities

Every peak counted besides the main peptide:

PEAK (MIN)	AMOUNT	WHAT IT IS
3.80	0.93 %	Oxidised glutathione (GSSG): two glutathione molecules joined through a disulfide bond (mass 612.6). The usual product of glutathione oxidation.

> Amounts are each peak's share of the peptide-related UV peak area at 214 nm.

How it was tested

Liquid chromatography with UV and mass-spectrometry detection: Agilent 1290 Infinity II LC with a 6490 triple-quadrupole mass spectrometer. Column Polaris C18-A, 2.0 x 150 mm, 45 °C; water and acetonitrile, each with 0.1 % formic acid. Purity: UV peak area at 214 nm after subtracting blank runs of the same sequence. Identity: molecular mass from the mass spectrum. Bacterial endotoxins: endotoxin reader, 0.050 EU/mL limit; result reported as printed by the reader, with spike recovery. Sterility: membrane filtration (canisters), 14-day incubation. Elemental impurities (USP <232>): Agilent ICP-MS; Pb, Cd, Hg, As, Co, V, Ni.

Notes

Results apply only to the sample as received and tested.

Release

This report is signed electronically at release. The signature is printed on page 1, and the release record, added as the last page, gives the date and the verification code.

Gold Standard Analytics

goldstandardanalytics.com

Release record

Report GSA-COA-CUST-LA-GSH-20261103-7 · Certificate GSA-2026-512357

Customer and order	LA Peptides · Custom sample (no order)
Sample and report	LA-GSH-20261103 · Glutathione nasal spray Certificate of Analysis
Report reference	GSA-COA-CUST-LA-GSH-20261103-7
Certificate accession	GSA-2026-512357
Released and signed by	Ian Ebert, Laboratory Director
Date and time (UTC)	2026-11-24 03:06:58Z
Signature meaning	Approved for release. The signer reviewed this report and approved its release to its customer.
Approval reference	fb5bf63c-d579-4bf5-904d-18d724213f2c
Electronic signature	Signed electronically in a signed-in GSA staff account.
Original report SHA-256	f3271e5d620442d2b386808d64cc24f94947eddb12f8a0f580469a9ea382cf26
Verify this certificate	https://goldstandardanalytics.com/coa/GSA-2026-512357

Scan to view this certificate online

Signature



Ian Ebert, Laboratory Director