Gold Standard Analytics

Gold Standard Analytics LLC, Houston, TX

CERTIFICATE OF ANALYSIS

Report GSA-COA-000134-13405-20261125 · issued Nov 25, 2026

Jason Leslie Bradshaw

PRODUCT	ORDER	SAMPLE
Bacteriostatic water	GSA-2026-000134	134-05
LABEL	**ISSUED**	
Blue Zone Pet Peptides, BAC 10 mL	Nov 25, 2026	



THE SAMPLE AS RECEIVED

IDENTITY ✓

Bacteriostatic water

benzyl alcohol identified by UV spectrum

PURITY ✓

99.56 %

HPLC-UV, 214 nm

BENZYL ALCOHOL

0.9 %

weight per volume

HPLC CHROMATOGRAM — UV, 214 nm

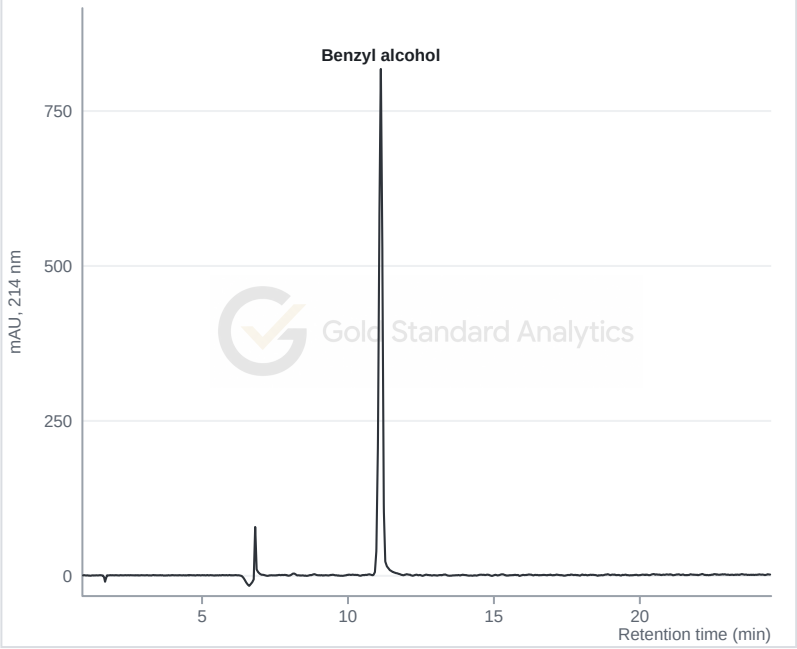

MASS SPECTRUM — main peak (11.13 min)

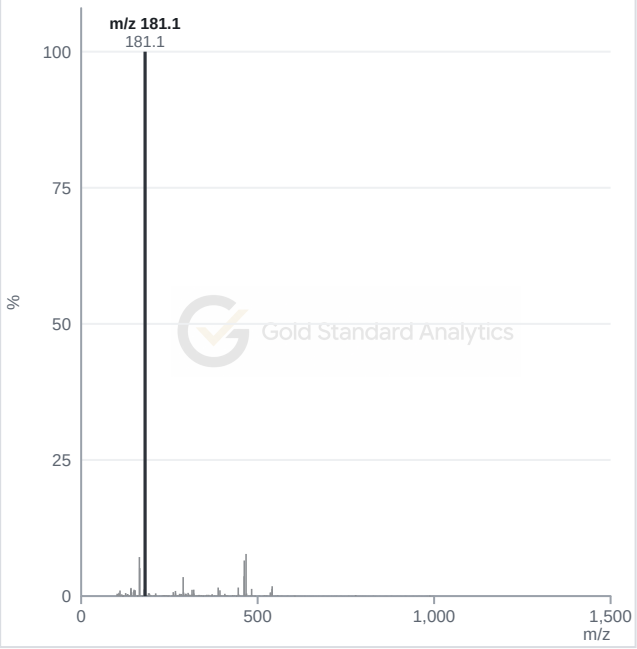

RELEASED BY

Ian Ebert
Laboratory Director · Nov 25, 2026

Scan to verify
goldstandardanalytics.com/coa/

Results are not covered by ISO/IEC 17025 accreditation. Results relate only to the sample as received and tested.

The sample

Order GSA-2026-000134 · Sample 134-05 · Jason Leslie Bradshaw

Customer	**Jason Leslie Bradshaw**	Prepared	**24 Nov 2026**
Order	**GSA-2026-000134**	Tested	**25 Nov 2026**
Sample	**134-05**	Tests	**Identity, Purity**
Label	**Blue Zone Pet Peptides, BAC 10 mL**		

Graphs

HPLC CHROMATOGRAM

HPLC chromatogram (UV, 214 nm) · mAU, 214 nm against Retention time (min)



MASS SPECTRUM

Mass spectrum of the main peak (11.13 min) · Counts against m/z



Results

Identity	**Consistent with bacteriostatic water (water with benzyl alcohol).** The main peak at 11.13 min has the UV spectrum of benzyl alcohol: an absorption band with its maximum at 258 nm and almost no absorbance at 280 nm. Benzyl alcohol gives little signal in this mass spectrometer; the main ion of the peak (m/z 181.1) fits two benzyl alcohol molecules that have lost water in the ion source.
Purity	**99.56 %** by HPLC with UV detection at 214 nm. No peak other than benzyl alcohol was found, down to about 0.44 % of the benzyl alcohol peak height, so purity is reported as 99.56 % rather than as 100 %. The large peak at about 6.8 min comes from the instrument, not the sample: the same peak appears when only blank solvent is injected.
Benzyl alcohol	**About 0.9 % weight per volume** (about 9 mg per mL), the usual level in bacteriostatic water.

Zoomed views

HPLC, SMALL PEAKS

Zoomed in on the small peaks (5 % of the main peak) · mAU, 214 nm against Retention time (min)

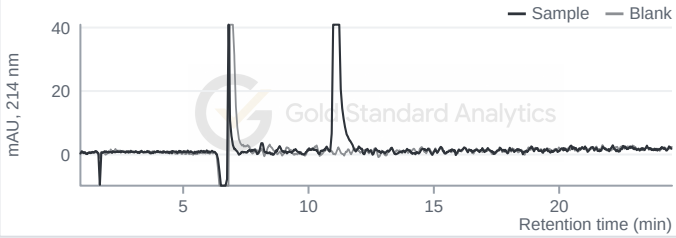

ION TRACE

Ion trace, m/z 181.1 (ion of the benzyl alcohol peak): sample vs blank · Counts against Retention time (min)

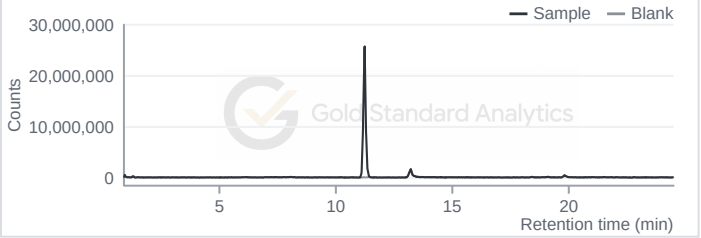

Impurities

Every UV peak above the reporting limit was benzyl alcohol.

Amounts are each peak's share of the total UV peak area at 214 nm.

How it was tested

Liquid chromatography with UV and mass-spectrometry detection: Agilent 1290 Infinity II LC with a 6490 triple-quadrupole mass spectrometer. Column Polaris C18-A, 2.0 x 150 mm, 45 °C; water and acetonitrile, each with 0.1 % formic acid. Purity: UV peak area at 214 nm, after subtracting a blank run in the same sequence. Identity: UV spectrum of the main peak (diode-array detector). The sample was diluted 1 in 10; 1 µL injected; autosampler at 12 °C. Benzyl alcohol level: UV absorbance of the peak at 258 nm, using a published absorptivity of benzyl alcohol and the dilution used; no benzyl alcohol reference standard was run, so its uncertainty is roughly ±15 %.

Notes

Results apply only to the sample as received and tested.

Release

This report is signed electronically at release. The signature is printed on page 1, and the release record, added as the last page, gives the date and the verification code.

Gold Standard Analytics

goldstandardanalytics.com

Release record

Report GSA-COA-000134-13405-20261125 · Certificate GSA-2026-525461

Customer and order	Jason Leslie Bradshaw · GSA-2026-000134
Sample and report	134-05 · Bacteriostatic water Certificate of Analysis
Report reference	GSA-COA-000134-13405-20261125
Certificate accession	GSA-2026-525461
Released and signed by	Ian Ebert, Laboratory Director
Date and time (UTC)	2026-11-25 21:30:51Z
Signature meaning	Approved for release. The signer reviewed this report and approved its release to its customer.
Approval reference	6fb04bcc-ba80-406f-bba7-d05572b70d2f
Electronic signature	Signed electronically in a signed-in GSA staff account.
Original report SHA-256	18915e6bc93916ec856e6d2e018e702bf11c566fcc858084a5c142b00e900914
Verify this certificate	https://goldstandardanalytics.com/coa/GSA-2026-525461

Scan to view this certificate online

Signature

Ian Ebert, Laboratory Director

Results are not covered by ISO/IEC 17025 accreditation.
Results relate only to the sample as received and tested.