Gold Standard Analytics

Gold Standard Analytics LLC, Houston, TX

CERTIFICATE OF ANALYSIS

Report GSA-COA-000085-08501-20261117-2 · issued Nov 27, 2026

CTX Bio Labs

PRODUCT
CJC-1295 (no DAC) / Ipamorelin blend

ORDER
GSA-2026-000085

SAMPLE
085-01

LABEL
CJC/Ipamorelin 5/5; declared 10 mg

ISSUED
Nov 27, 2026



THE SAMPLE AS RECEIVED

IDENTITY ✓

CJC-1295, Ipamorelin

2 declared components found

PURITY ✓

99.70 %

HPLC-UV, 214 nm

CJC-1295 CONTENT

5.3 mg

per vial; 106 % of the declared 5 mg

IPAMORELIN CONTENT

5.2 mg

per vial; 103 % of the declared 5 mg

HPLC CHROMATOGRAM

UV, 214 nm

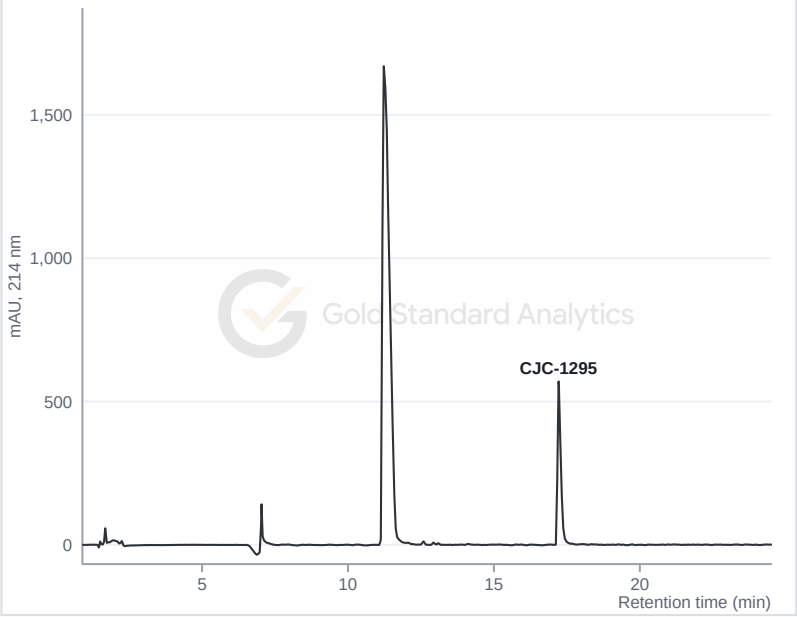

MASS SPECTRUM

main peak (17.22 min)

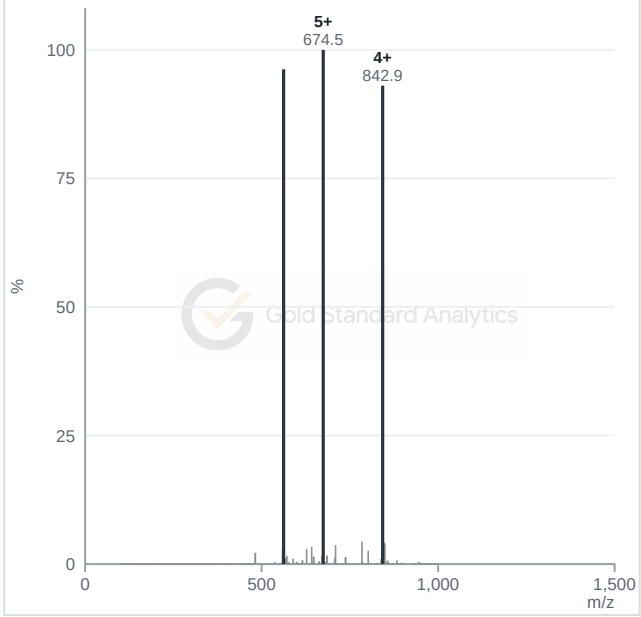

RELEASED BY

Ian Ebert
Laboratory Director · Nov 27, 2026

Scan to verify
goldstandardanalytics.com/coa/

Results are not covered by ISO/IEC 17025 accreditation. Results relate only to the sample as received and tested.

The sample

Order GSA-2026-000085 · Sample 085-01 · CTX Bio Labs

Customer	**CTX Bio Labs**	Prepared	**16 Nov 2026**
Order	**GSA-2026-000085**	Tested	**17 Nov 2026**
Sample	**085-01**	Tests	**Identity, Purity, Net content**
Label	**CJC/Ipamorelin 5/5; declared 10 mg**		

Graphs

HPLC CHROMATOGRAM

HPLC chromatogram (UV, 214 nm) · mAU, 214 nm against Retention time (min)

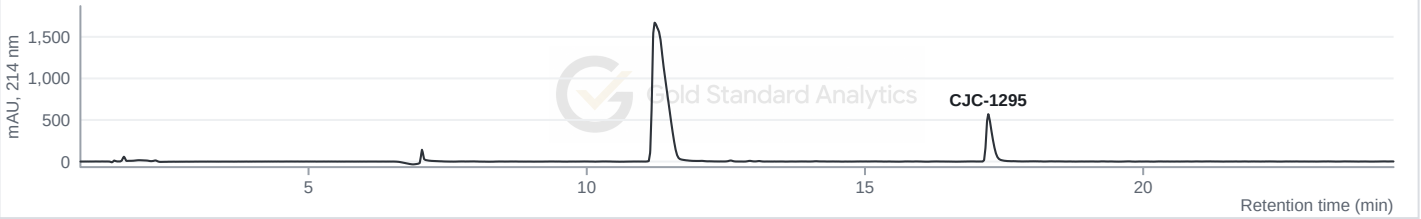

MASS SPECTRUM

Mass spectrum of the main peak (17.22 min) · Counts against m/z

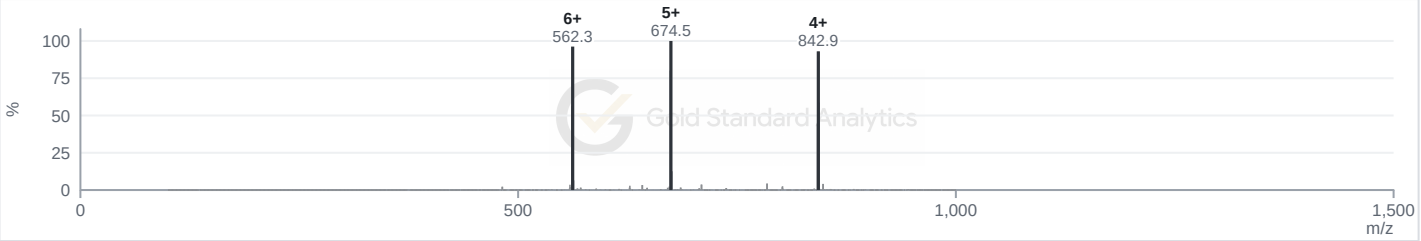

Results

Identity	**All declared components found** by their molecular mass: CJC-1295 (no DAC) at 17.22 min (m/z 842.9 and m/z 674.5; measured mass 3,367.6, expected 3,367.9); Ipamorelin at 11.22 min (m/z 712.5 and m/z 356.8; measured mass 711.7, expected 711.9).
Purity	**99.70 %** by HPLC with UV detection at 214 nm (share of the total peak area), counting all declared components together. 2 impurities were found and are listed below. Unexplained peaks count above about 1.5 % of the smallest declared component's peak height; forms of the peptides identified by mass count down to about 1.0 % of it. Ipamorelin was too strong to measure in this 5 µL injection, so its peak area is taken from a 2 µL injection of the same solution, scaled by the injection volumes; peaks within 0.3 min of it could not be judged. The vial also contains a sugar alcohol such as mannitol (a common vial filler), seen by mass at the start of the run; it is not a peptide and is not counted. The large peak at about 7.0 min comes from the instrument, not the sample: it also appears in blank runs.
Composition	By weight the vial holds CJC-1295 5.3 mg and ipamorelin 5.2 mg, about 51 : 49. Their shares of the UV peak area at 214 nm are different (CJC-1295 13.45 %, Ipamorelin 86.55 %) because ipamorelin absorbs UV much more strongly per mg; those are shares of UV signal, not of weight.
Net content	**CJC-1295 5.3 mg per vial** (106 % of the declared 5 mg). Ipamorelin 5.2 mg per vial (103 % of the declared 5 mg).

Zoomed views

HPLC, SMALL PEAKS

Zoomed in on the small peaks (5 % of the main peak) · mAU, 214 nm against Retention time (min)

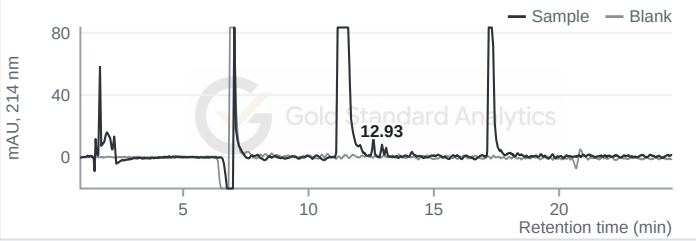

ION TRACE

Ion trace, m/z 843.0 (CJC-1295 [M+4H]4+): sample vs blank · Counts against Retention time (min)

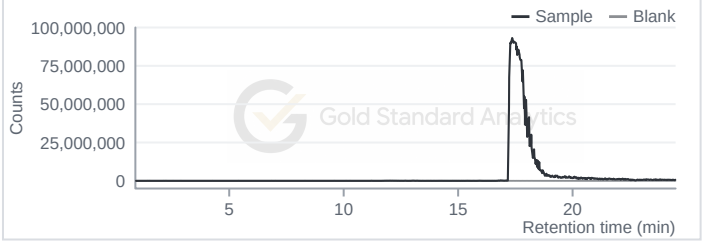

Impurities

Every peak other than the declared peptides that was counted:

PEAK (MIN)	AMOUNT	WHAT IT IS
12.59	0.19 %	A separate form of Ipamorelin with the same mass (an isomer); its exact structure is unknown.
12.93	0.11 %	A separate form of Ipamorelin with the same mass (an isomer); its exact structure is unknown.

> Amounts are each peak's share of the total UV peak area at 214 nm.

How it was tested

Liquid chromatography with UV and mass-spectrometry detection: Agilent 1290 Infinity II LC with a 6490 triple-quadrupole mass spectrometer. Column Polaris C18-A, 2.0 x 150 mm, 45 °C; water and acetonitrile, each with 0.1 % formic acid. Purity: UV peak area at 214 nm, after subtracting a blank run in the same sequence. Identity: molecular mass from the mass spectrum. 5 µL injected; autosampler at 12 °C. Net content: UV absorbance at 280 nm of each peak, scaled by the volumes used: the whole vial dissolved in 1.0 mL, and 0.050 mL of that diluted to 0.85 mL. CJC-1295: absorptivity calculated from its amino-acid sequence; its uncertainty is roughly ±16 %. Ipamorelin: absorptivity of its naphthalene ring, with no ipamorelin reference standard run; its uncertainty is wider, roughly ±20 %.

Notes

Results apply only to the sample as received and tested.

Release

This report is signed electronically at release. The signature is printed on page 1, and the release record, added as the last page, gives the date and the verification code.

Gold Standard Analytics

goldstandardanalytics.com

Release record

Report GSA-COA-000085-08501-20261117-2 · Certificate GSA-2026-555260

Customer and order	CTX Bio Labs · GSA-2026-000085
Sample and report	085-01 · CJC-1295 (no DAC) / Ipamorelin blend Certificate of Analysis
Report reference	GSA-COA-000085-08501-20261117-2
Certificate accession	GSA-2026-555260
Released and signed by	Ian Ebert, Laboratory Director
Date and time (UTC)	2026-11-27 19:04:57Z
Signature meaning	Approved for release. The signer reviewed this report and approved its release to its customer.
Approval reference	5d2479a5-9998-4d0c-9ec4-0a0d27720575
Electronic signature	Signed electronically in a signed-in GSA staff account.
Original report SHA-256	ac957ec4fc10d81c89ee3aadd2ca64ea730deb0f9e1fc336d8d47cfad86455d3
Verify this certificate	https://goldstandardanalytics.com/coa/GSA-2026-555260

Scan to view this certificate online

Signature



Ian Ebert, Laboratory Director

Results are not covered by ISO/IEC 17025 accreditation.
Results relate only to the sample as received and tested.