Gold Standard Analytics

Gold Standard Analytics LLC, Houston, TX

CERTIFICATE OF ANALYSIS

Report GSA-COA-000073-07301-20261125-3 · issued Nov 25, 2026

Jeremy D Hughes

PRODUCT	ORDER	SAMPLE
CJC-1295 (no DAC) / Ipamorelin blend	GSA-2026-000073	073-01

LOT	ISSUED
Lot 001	Nov 25, 2026



THE SAMPLE AS RECEIVED

IDENTITY ✓

CJC-1295, Ipamorelin

2 declared components found

PURITY ✓

99.90 %

HPLC-UV, 214 nm

CJC-1295 CONTENT

6.2 mg

per vial; 125 % of the declared 5 mg

IPAMORELIN CONTENT

5.5 mg

per vial; 110 % of the declared 5 mg

HPLC CHROMATOGRAM

UV, 214 nm

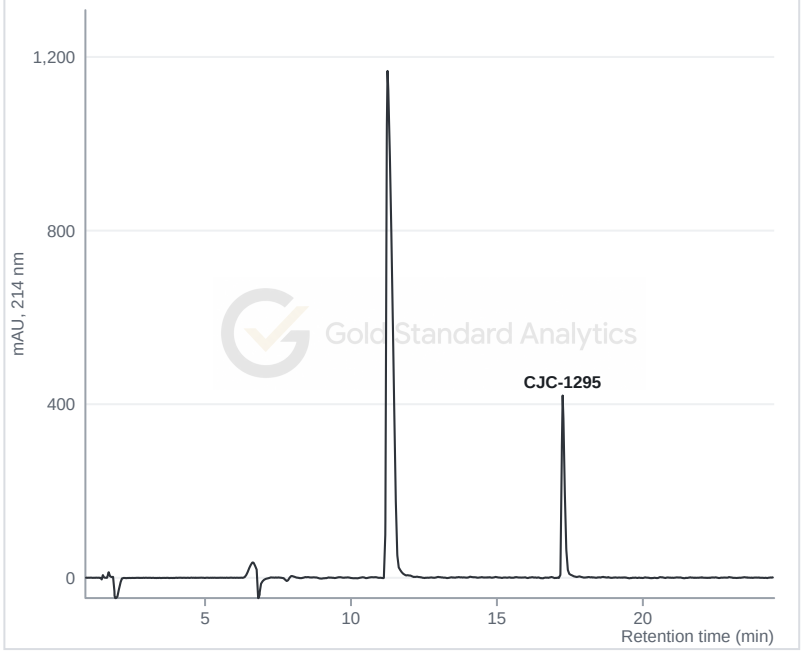

MASS SPECTRUM

main peak (17.25 min)

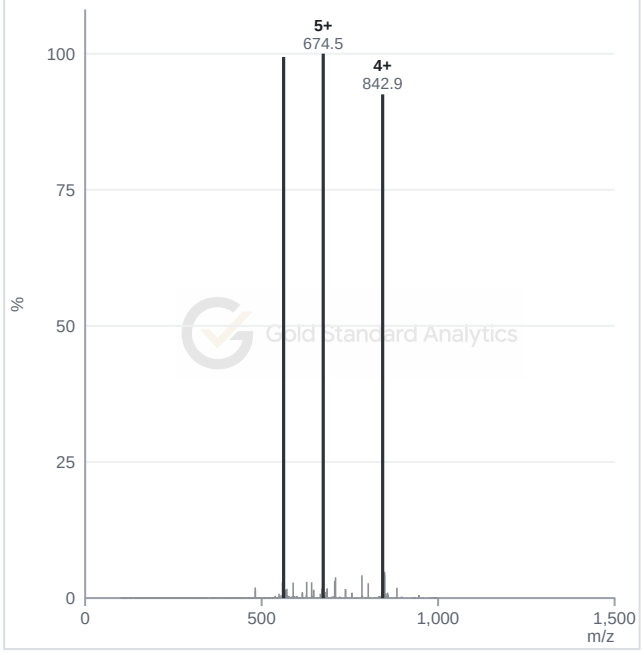

RELEASED BY

Ian Ebert

Laboratory Director · Nov 25, 2026

Scan to verify

goldstandardanalytics.com/coa/

Results are not covered by ISO/IEC 17025 accreditation. Results relate only to the sample as received and tested.

The sample

Order GSA-2026-000073 · Sample 073-01 · Jeremy D Hughes

Customer	**Jeremy D Hughes**	Lot	**Lot 001**
Order	**GSA-2026-000073**	Prepared	**24 Nov 2026**
Sample	**073-01**	Tested	**25 Nov 2026**
Label	**ASCND Labs Peptides, CJC-1295 No DAC + Ipamorelin 5 mg / 5 mg**	Tests	**Identity, Purity, Net content**

Graphs

HPLC CHROMATOGRAM

HPLC chromatogram (UV, 214 nm) · mAU, 214 nm against Retention time (min)

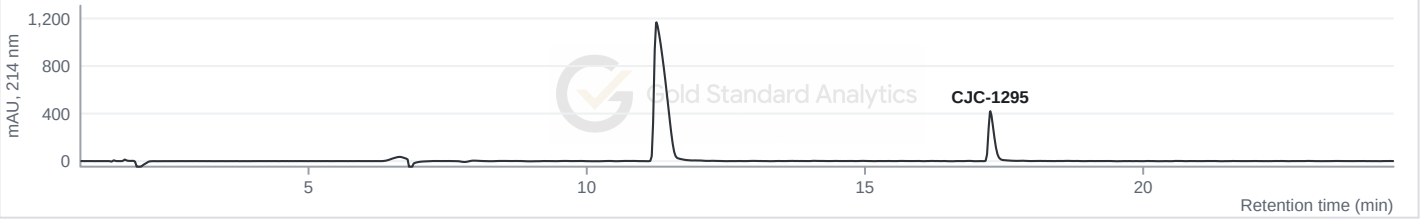

MASS SPECTRUM

Mass spectrum of the main peak (17.25 min) · Counts against m/z

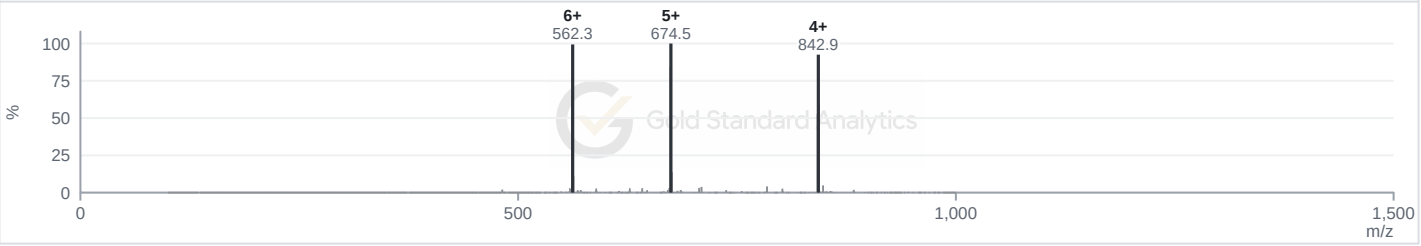

Results

Identity	**All declared components found** by their molecular mass: CJC-1295 (no DAC) at 17.25 min (m/z 842.9 and m/z 674.5; measured mass 3,367.6, expected 3,367.9); Ipamorelin at 11.43 min (m/z 712.4 and m/z 356.8; measured mass 711.6, expected 711.9). These retention times are from the 0.5 µL injection; the chromatogram shows the 3 µL injection, where the heavier load moves Ipamorelin to 11.25 min.
Purity	**99.90 %** by HPLC with UV detection at 214 nm (share of the total peak area), counting all declared components together. 2 impurities were found and are listed below. Forms of the peptides identified by mass are counted at any size; other peaks count above about 0.70 % of the smallest declared component's peak height. Ipamorelin was too strong to measure in the 3 µL injection, so its peak area is taken from a 0.5 µL injection of the same solution, scaled by the injection volumes; peaks within 0.3 min of it could not be judged. The vial also contains a sugar alcohol such as mannitol (a common vial filler), seen by mass at the start of the run; it is not a peptide and is not counted. The large peak at about 6.6 min comes from the instrument, not the sample: the same peak appears when only blank solvent is injected.
Composition	By weight the vial holds CJC-1295 6.2 mg and ipamorelin 5.5 mg, about 53 : 47. Their shares of the UV peak area at 214 nm are different (CJC-1295 14.26 %, Ipamorelin 85.74 %) because ipamorelin absorbs UV much more strongly per mg; those are shares of UV signal, not of weight.
Net content	**CJC-1295 6.2 mg per vial** (125 % of the declared 5 mg). Ipamorelin 5.5 mg per vial (110 % of the declared 5 mg).

Zoomed views

HPLC, SMALL PEAKS

Zoomed in on the small peaks (5 % of the main peak) · mAU, 214 nm against Retention time (min)

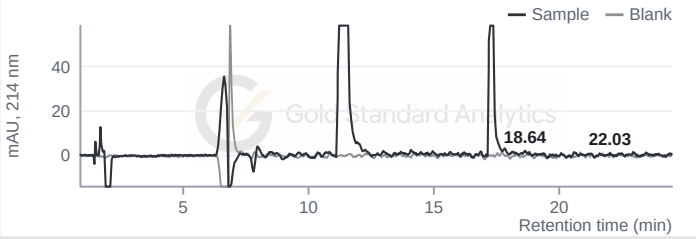

ION TRACE

Ion trace, m/z 843.0 (CJC-1295 [M+4H]4+): sample vs blank · Counts against Retention time (min)

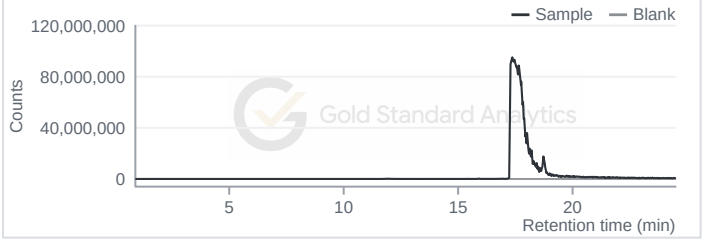

Impurities

Every peak other than the declared peptides that was counted:

PEAK (MIN)	AMOUNT	WHAT IT IS
18.64	0.06 %	A closely related form of CJC-1295 (its ions lie just below those of CJC-1295); its exact structure is unknown.
22.03	0.04 %	A small late peak counted as a possible form of ipamorelin (one of its ions lies close to ipamorelin's); its structure is unknown.

> Amounts are each peak's share of the total UV peak area at 214 nm.

How it was tested

Liquid chromatography with UV and mass-spectrometry detection: Agilent 1290 Infinity II LC with a 6490 triple-quadrupole mass spectrometer. Column Polaris C18-A, 2.0 x 150 mm, 45 °C; water and acetonitrile, each with 0.1 % formic acid. Purity: UV peak area at 214 nm, after subtracting a blank run in the same sequence. Identity: molecular mass from the mass spectrum. 0.5 µL and 3 µL injected; autosampler at 12 °C. Net content: UV absorbance at 280 nm of each peak, scaled by the volumes used: the whole vial dissolved in 1.0 mL, and 0.050 mL of that diluted to 0.85 mL. CJC-1295: absorptivity calculated from its amino-acid sequence; its uncertainty is roughly ±16 %. Ipamorelin: absorptivity of its naphthalene ring, with no ipamorelin reference standard run; its uncertainty is wider, roughly ±20 %.

Notes

Results apply only to the sample as received and tested.

Release

This report is signed electronically at release. The signature is printed on page 1, and the release record, added as the last page, gives the date and the verification code.

Gold Standard Analytics

goldstandardanalytics.com

Release record

Report GSA-COA-000073-07301-20261125-3 · Certificate GSA-2026-606352

Customer and order	Jeremy D Hughes · GSA-2026-000073
Sample and report	073-01 · CJC-1295 (no DAC) / Ipamorelin blend Certificate of Analysis
Report reference	GSA-COA-000073-07301-20261125-3
Certificate accession	GSA-2026-606352
Released and signed by	Ian Ebert, Laboratory Director
Date and time (UTC)	2026-11-25 23:02:45Z
Signature meaning	Approved for release. The signer reviewed this report and approved its release to its customer.
Approval reference	783ce4ce-2b23-4c23-a5f3-18f28eb27a30
Electronic signature	Signed electronically in a signed-in GSA staff account.
Original report SHA-256	7d1d79e3415ecf27f3f3a1090cfe8a932e8aebf602a041c650b1168077291fe5
Verify this certificate	https://goldstandardanalytics.com/coa/GSA-2026-606352

Scan to view this certificate online

Signature

Ian Ebert, Laboratory Director

Results are not covered by ISO/IEC 17025 accreditation.
Results relate only to the sample as received and tested.