Gold Standard Analytics

Gold Standard Analytics LLC, Houston, TX

CERTIFICATE OF ANALYSIS

Report GSA-COA-000129-12902-20261125 · issued Nov 25, 2026

Luke Pritchett

PRODUCT	ORDER	SAMPLE
SS-31 (Elamipretide)	GSA-2026-000129	129-02

LABEL	ISSUED
SS-31 10 mg/ml	Nov 25, 2026



THE SAMPLE AS RECEIVED

IDENTITY ✓

SS-31

confirmed by mass

PURITY ✓

99.73 %

HPLC-UV, 214 nm

IMPURITY ANALYSIS ✓

1 found

listed on the following page

HPLC CHROMATOGRAM

UV, 214 nm

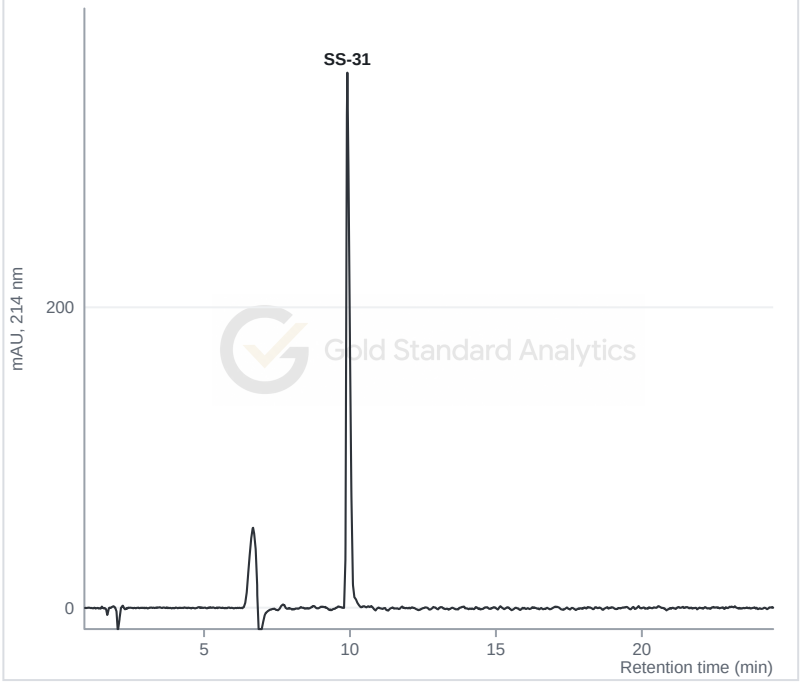

MASS SPECTRUM

main peak (9.91 min)

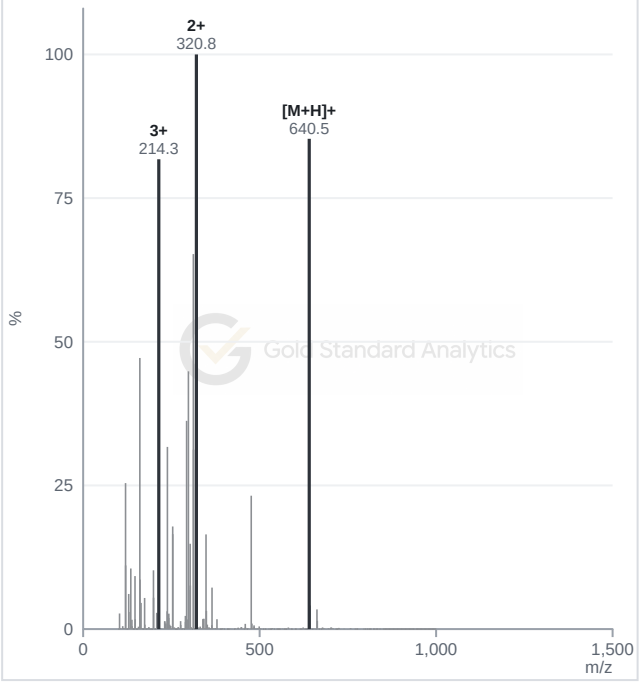

RELEASED BY

Ian Ebert

Laboratory Director · Nov 25, 2026

Scan to verify

goldstandardanalytics.com/coa/

Results are not covered by ISO/IEC 17025 accreditation. Results relate only to the sample as received and tested.

The sample

Order GSA-2026-000129 · Sample 129-02 · Luke Pritchett

Customer	**Luke Pritchett**	Prepared	**24 Nov 2026**
Order	**GSA-2026-000129**	Tested	**25 Nov 2026**
Sample	**129-02**	Tests	**Identity, Purity, Impurity breakdown**
Label	**SS-31 10 mg/ml**		

Graphs

HPLC CHROMATOGRAM

HPLC chromatogram (UV, 214 nm) · mAU, 214 nm against Retention time (min)

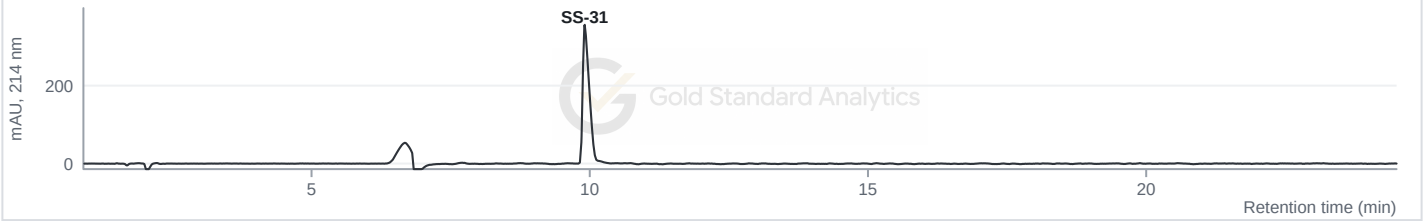

MASS SPECTRUM

Mass spectrum of the main peak (9.91 min) · Counts against m/z

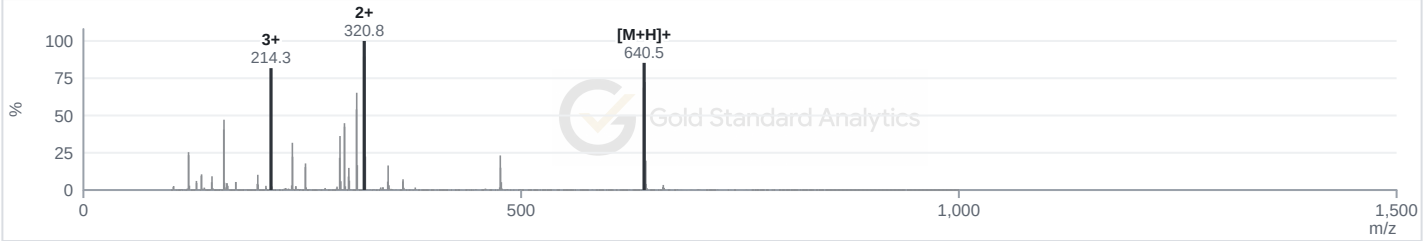

Results

Identity	**Consistent with SS-31.** The main peak is SS-31 at 9.91 min (m/z 640.5 and m/z 320.8; measured mass 639.7, expected 639.8).
Purity	**99.73 %** by HPLC with UV detection at 214 nm (share of the total peak area). 1 impurity was found and is listed below: a form of the peptide identified by mass, which is counted at any size. Other peaks count above about 0.97 % of the SS-31 peak height. The vial also contains a sugar alcohol such as mannitol (a common vial filler), seen by mass at the start of the run; it is not a peptide and is not counted in purity. The small peaks at about 1.7 to 2.0 min appear in every injection on this instrument, blank solvent included, and are not counted. The large peak at about 6.7 min comes from the instrument, not the sample: the same peak appears when only blank solvent is injected.

Zoomed views

HPLC, SMALL PEAKS

Zoomed in on the small peaks (5 % of the main peak) · mAU, 214 nm against Retention time (min)

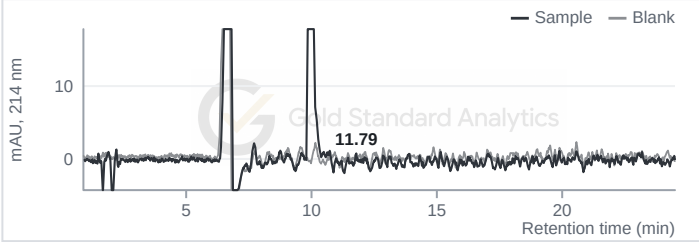

ION TRACE

Ion trace, m/z 640.4 (SS-31 [M+H]+): sample vs blank · Counts against Retention time (min)

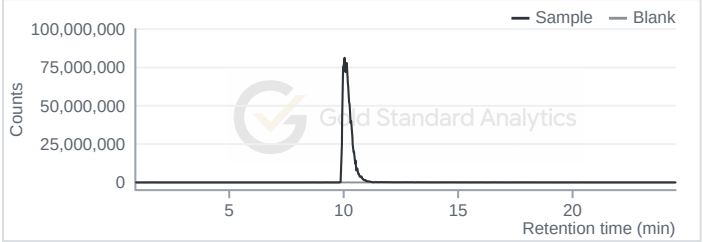

Impurities

Every peak other than the declared peptide that was counted:

PEAK (MIN)	AMOUNT	WHAT IT IS
11.79	0.27 %	SS-31 with an added group of mass 42 (mass about 682 instead of 640); this fits an extra acetyl group, a known by-product of peptide synthesis.

Amounts are each peak's share of the total UV peak area at 214 nm.

How it was tested

Liquid chromatography with UV and mass-spectrometry detection: Agilent 1290 Infinity II LC with a 6490 triple-quadrupole mass spectrometer. Column Polaris C18-A, 2.0 x 150 mm, 45 °C; water and acetonitrile, each with 0.1 % formic acid. Purity: UV peak area at 214 nm, after subtracting a blank run in the same sequence. Identity: molecular mass from the mass spectrum. 0.5 µL injected; autosampler at 12 °C.

Notes

Results apply only to the sample as received and tested.

Release

This report is signed electronically at release. The signature is printed on page 1, and the release record, added as the last page, gives the date and the verification code.

Gold Standard Analytics

goldstandardanalytics.com

Release record

Report GSA-COA-000129-12902-20261125 · Certificate GSA-2026-737477

Customer and order	Luke Pritchett · GSA-2026-000129
Sample and report	129-02 · SS-31 (Elamipretide) Certificate of Analysis
Report reference	GSA-COA-000129-12902-20261125
Certificate accession	GSA-2026-737477
Released and signed by	Ian Ebert, Laboratory Director
Date and time (UTC)	2026-11-25 21:30:49Z
Signature meaning	Approved for release. The signer reviewed this report and approved its release to its customer.
Approval reference	6fb04bcc-ba80-406f-bba7-d05572b70d2f
Electronic signature	Signed electronically in a signed-in GSA staff account.
Original report SHA-256	5f6589c4fe03e8aca6b1fcfd3fd08a47332572ca7f6267666cfe910d5155ddff
Verify this certificate	https://goldstandardanalytics.com/coa/GSA-2026-737477

Scan to view this certificate online

Signature

Ian Ebert, Laboratory Director

Results are not covered by ISO/IEC 17025 accreditation.
Results relate only to the sample as received and tested.