Gold Standard Analytics

Gold Standard Analytics LLC, Houston, TX

# CERTIFICATE OF ANALYSIS

Report GSA-COA-000092-09204-20261117-3 · issued Nov 24, 2026

**Vitalis Peptides**

| PRODUCT | ORDER | SAMPLE |
|---|---|---|
| Ipamorelin | GSA-2026-000092 | 092-04 |
| **LABEL** | **LOT** | **ISSUED** |
| Vitalis Peptides, batch IP261016B | IP261016B | Nov 24, 2026 |



THE SAMPLE AS RECEIVED

IDENTITY

## Ipamorelin

confirmed by mass

PURITY

**99.44 %**

HPLC-UV, 214 nm

### HPLC CHROMATOGRAM

UV, 214 nm

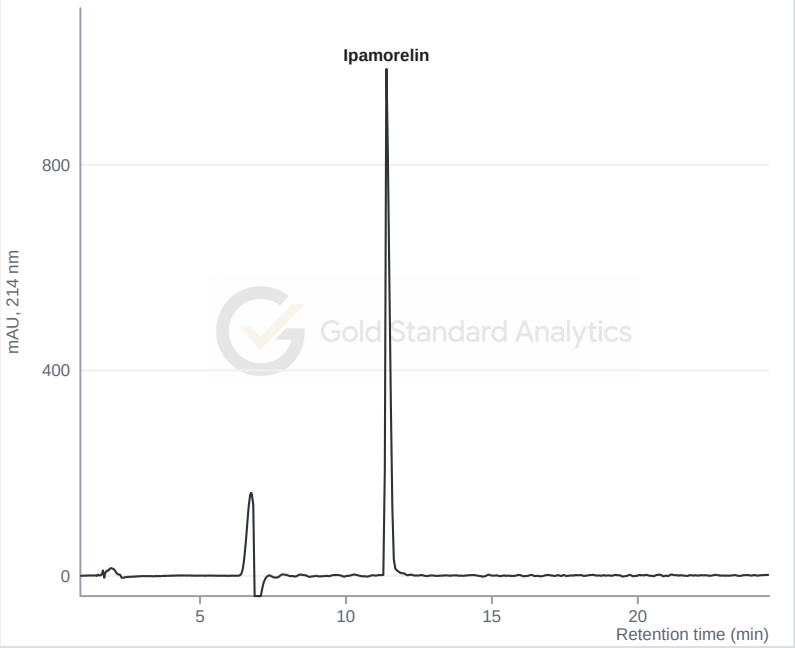


### MASS SPECTRUM

main peak (11.39 min)

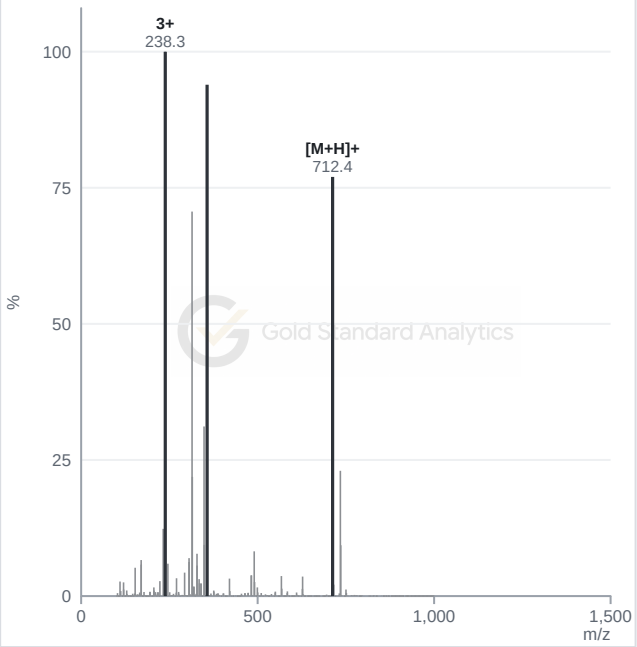


RELEASED BY

**Ian Ebert**

Laboratory Director · Nov 25, 2026

**Scan to verify**

goldstandardanalytics.com/coa/

Results are not covered by ISO/IEC 17025 accreditation. Results relate only to the sample as received and tested.

## The sample

Order GSA-2026-000092 · Sample 092-04 · Vitalis Peptides

| | | | |
|---|---|---|---|
| Customer | **Vitalis Peptides** | Lot | **IP261016B** |
| Order | **GSA-2026-000092** | Prepared | **16 Nov 2026** |
| Sample | **092-04** | Tested | **17 Nov 2026** |
| Label | **Vitalis Peptides, batch IP261016B** | Tests | **Identity, Purity** |

## Graphs

### HPLC CHROMATOGRAM

HPLC chromatogram (UV, 214 nm) · mAU, 214 nm against Retention time (min)

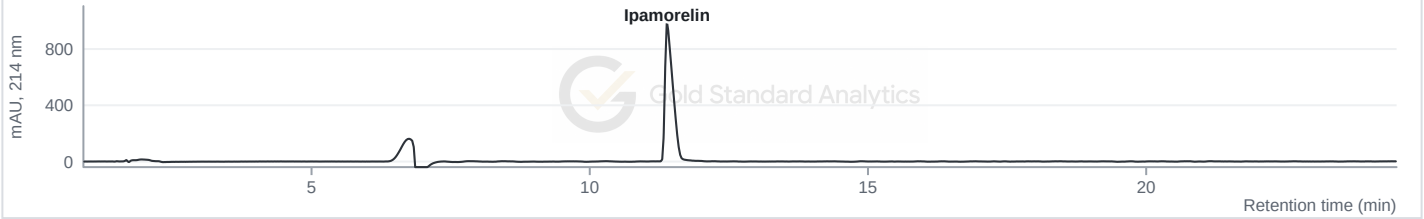


### MASS SPECTRUM

Mass spectrum of the main peak (11.39 min) · Counts against m/z

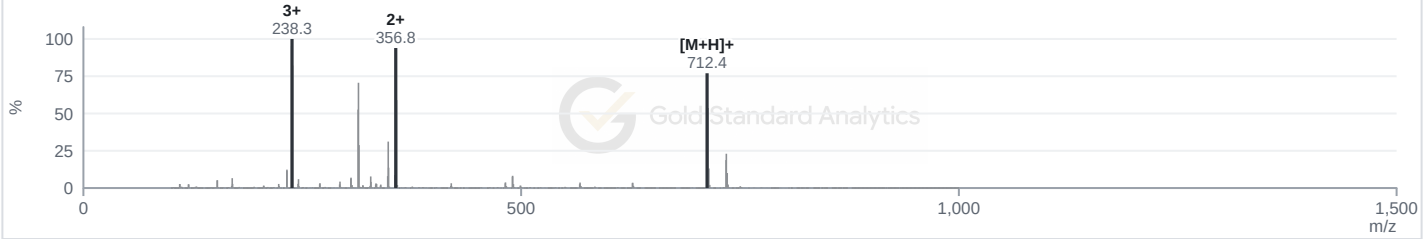


## Results

| | |
|---|---|
| Identity | **Consistent with Ipamorelin.** The main peak is Ipamorelin at 11.39 min (m/z 712.4 and m/z 356.8; measured mass 711.6, expected 711.9). |
| Purity | **99.44 %** by HPLC with UV detection at 214 nm. No peak other than ipamorelin was found, down to about 0.56 % of the ipamorelin peak height, and no form of the peptide was found by mass, so purity is reported as 99.44 % rather than as 100 %. The vial also contains a sugar alcohol such as mannitol (a common vial filler), seen by mass at the start of the run; it is not a peptide and is not counted in purity. The small peaks at about 1.7 to 2.0 min appear in every injection on this instrument, blank solvent included, and are not counted. The large peak at about 6.7 min comes from the instrument, not the sample: the same peak appears when only blank solvent is injected. |

## Zoomed views

### HPLC, SMALL PEAKS

Zoomed in on the small peaks (5 % of the main peak) · mAU, 214 nm against Retention time (min)

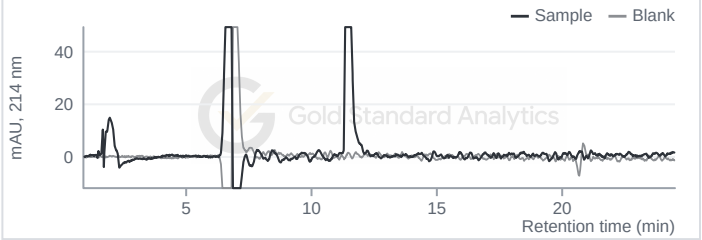


### ION TRACE

Ion trace, m/z 712.4 (Ipamorelin [M+H]+): sample vs blank · Counts against Retention time (min)

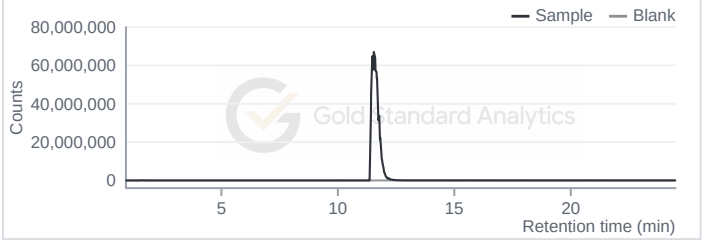


## Impurities

Every UV peak above the reporting limit was the declared peptide.

Amounts are each peak's share of the total UV peak area at 214 nm.

## How it was tested

Liquid chromatography with UV and mass-spectrometry detection: Agilent 1290 Infinity II LC with a 6490 triple-quadrupole mass spectrometer. Column Polaris C18-A, 2.0 x 150 mm, 45 °C; water and acetonitrile, each with 0.1 % formic acid. Purity: UV peak area at 214 nm, after subtracting a blank run in the same sequence. Identity: molecular mass from the mass spectrum. 0.5 µL injected; autosampler at 12 °C.

## Notes

Results apply only to the sample as received and tested.

## Release

This report is signed electronically at release. The signature is printed on page 1, and the release record, added as the last page, gives the date and the verification code.

# Gold Standard Analytics

goldstandardanalytics.com

# Release record

Report GSA-COA-000092-09204-20261117-3 · Certificate GSA-2026-776845

| | |
|---|---|
| **Customer and order** | Vitalis Peptides · GSA-2026-000092 |
| **Sample and report** | 092-04 · Ipamorelin Certificate of Analysis |
| **Report reference** | GSA-COA-000092-09204-20261117-3 |
| **Certificate accession** | GSA-2026-776845 |
| **Released and signed by** | Ian Ebert, Laboratory Director |
| **Date and time (UTC)** | 2026-11-25 01:04:02Z |
| **Signature meaning** | Approved for release. The signer reviewed this report and approved its release to its customer. |
| **Approval reference** | 347cf288-3ba6-4b5e-9243-a51d486a9276 |
| **Electronic signature** | Signed electronically in a signed-in GSA staff account. |
| **Original report SHA-256** | 1e80af3fb1fd3a0700171f91e61ac611461756359b888f058497e149016d93e0 |
| **Verify this certificate** | https://goldstandardanalytics.com/coa/GSA-2026-776845 |

Scan to view this certificate online

**Signature**



Ian Ebert, Laboratory Director

Results are not covered by ISO/IEC 17025 accreditation.
Results relate only to the sample as received and tested.