Gold Standard Analytics

Gold Standard Analytics LLC, Houston, TX

CERTIFICATE OF ANALYSIS

Report GSA-COA-000134-13402-20261125 · issued Nov 25, 2026

Jason Leslie Bradshaw

PRODUCT	ORDER	SAMPLE
KPV	GSA-2026-000134	134-02

LABEL	ISSUED
Blue Zone Pet Peptides, KPV 10 mg	Nov 25, 2026



THE SAMPLE AS RECEIVED

IDENTITY

KPV

confirmed by mass

PURITY

99.41 %

HPLC-UV, 214 nm

HPLC CHROMATOGRAM — UV, 214 nm

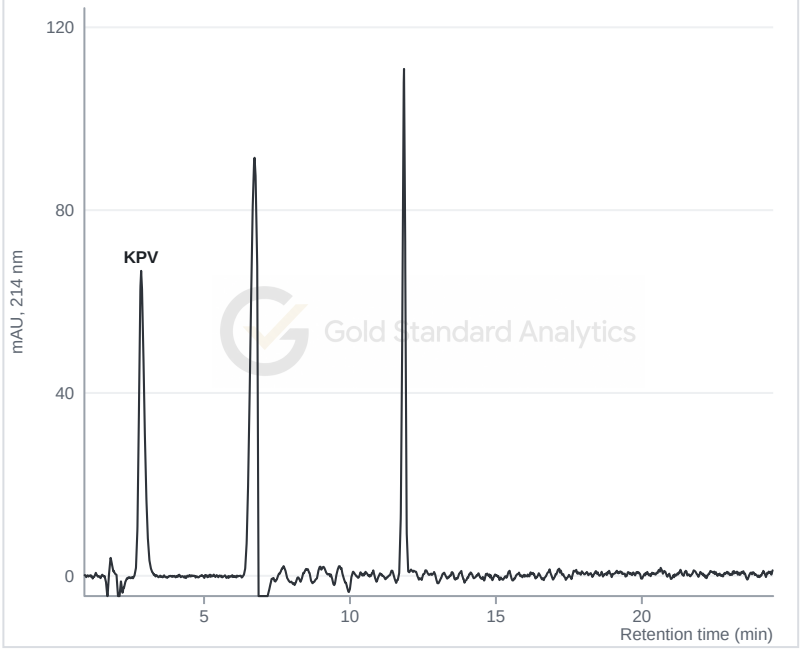

MASS SPECTRUM — KPV peak (2.84 min)

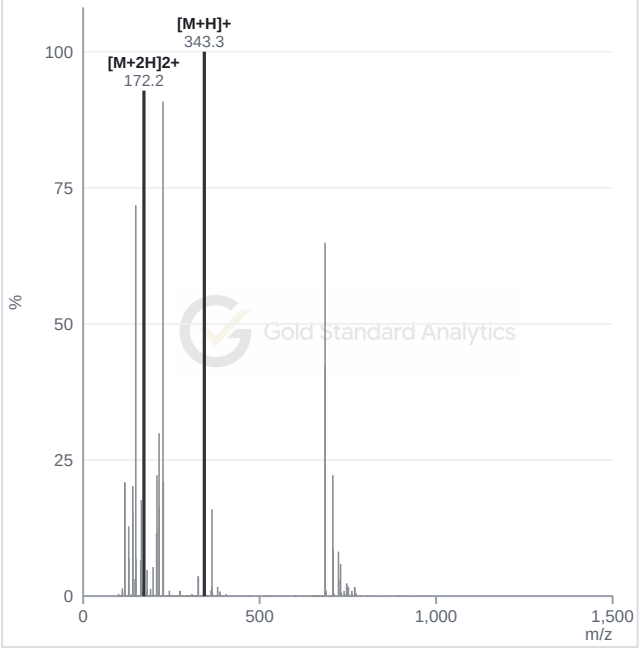

RELEASED BY

Ian Ebert

Laboratory Director · Nov 25, 2026

Scan to verify

goldstandardanalytics.com/coa/

Results are not covered by ISO/IEC 17025 accreditation. Results relate only to the sample as received and tested.

The sample

Order GSA-2026-000134 · Sample 134-02 · Jason Leslie Bradshaw

Customer	**Jason Leslie Bradshaw**	Prepared	**24 Nov 2026**
Order	**GSA-2026-000134**	Tested	**25 Nov 2026**
Sample	**134-02**	Tests	**Identity, Purity**
Label	**Blue Zone Pet Peptides, KPV 10 mg**		

Graphs

HPLC CHROMATOGRAM

HPLC chromatogram (UV, 214 nm) · mAU, 214 nm against Retention time (min)

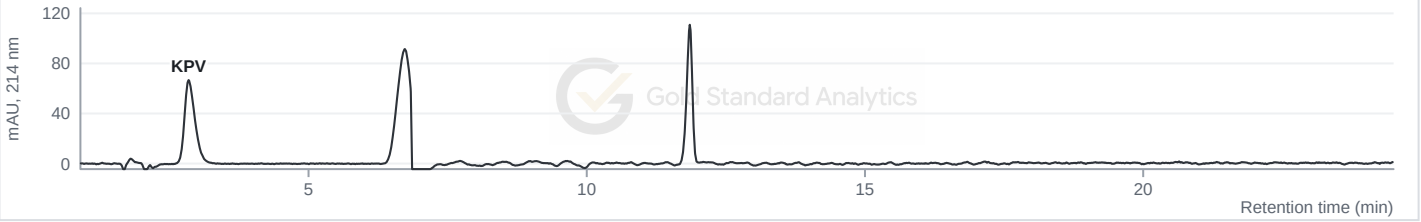

MASS SPECTRUM

Mass spectrum of the KPV peak (2.84 min) · Counts against m/z

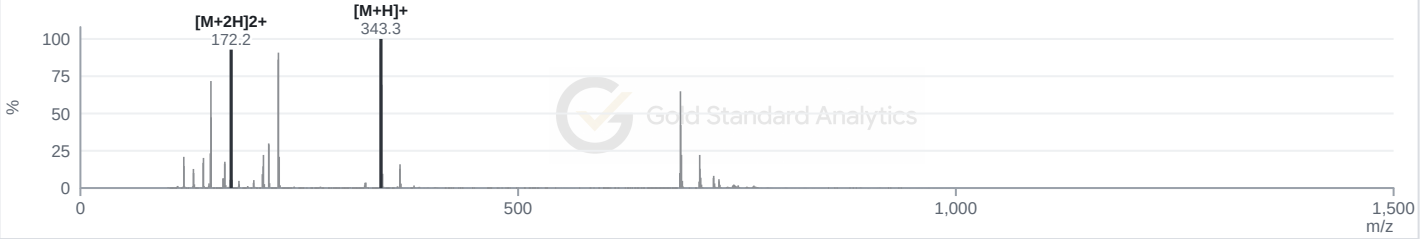

Results

Identity **Consistent with KPV.** The peak at 2.84 min is KPV (m/z 343.3 and m/z 172.2; measured mass 342.3, expected 342.4).

Purity **99.41 %** by HPLC with UV detection at 214 nm (share of the total peak area). 1 impurity was found and is listed below. KPV comes off the column very early, and in the 2 µL injection the heavier load splits its peak in two; its area is therefore taken from a 0.3 µL injection of the same solution, where it is one peak, scaled by the injection volumes, and the impurities are counted in the 2 µL injection. Peaks count above about 0.80 % of the KPV peak height. The vial also contains a sugar alcohol such as mannitol (a common vial filler), seen by mass at the start of the run; it is not a peptide and is not counted in purity. The small peaks at about 1.7 to 2.0 min appear in every injection on this instrument, blank solvent included, and are not counted. The large peak at about 6.7 min comes from the instrument, not the sample: the same peak appears when only blank solvent is injected.

Zoomed views

HPLC, SMALL PEAKS

Zoomed in on the small peaks (5 % of the main peak) · mAU, 214 nm against Retention time (min)

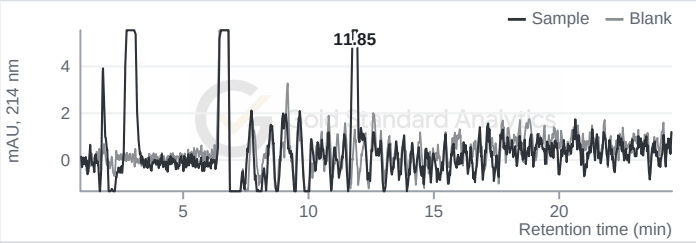

ION TRACE

Ion trace, m/z 343.2 (KPV [M+H]+): sample vs blank · Counts against Retention time (min)

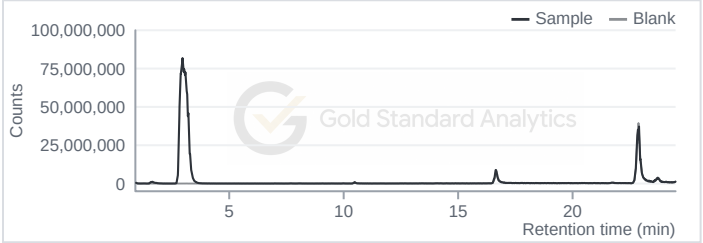

Impurities

Every peak other than the declared peptide that was counted:

PEAK (MIN)	AMOUNT	WHAT IT IS
1.31	0.59 %	A small peak at the very start of the run that carries the ions of a sodium salt; a salt, not a peptide.

Amounts are each peak's share of the total UV peak area at 214 nm.

How it was tested

Liquid chromatography with UV and mass-spectrometry detection: Agilent 1290 Infinity II LC with a 6490 triple-quadrupole mass spectrometer. Column Polaris C18-A, 2.0 x 150 mm, 45 °C; water and acetonitrile, each with 0.1 % formic acid. Purity: UV peak area at 214 nm, after subtracting a blank run in the same sequence. Identity: molecular mass from the mass spectrum. 0.3 µL and 2 µL injected; autosampler at 12 °C. The filler was identified from its mass spectrum and its UV spectrum, without a reference standard; its amount is estimated from its UV absorbance at 260 nm.

Notes

Results apply only to the sample as received and tested. The vial also contains a second filler that is not a peptide: a compound consistent with 4'-hydroxyacetophenone (hydroxyacetophenone), seen at 11.85 min by its mass (m/z 137.1) and its UV spectrum (maximum at 275 nm), about 2 mg in the vial. As a filler it is not counted in the purity figure.

Release

This report is signed electronically at release. The signature is printed on page 1, and the release record, added as the last page, gives the date and the verification code.

Gold Standard Analytics

goldstandardanalytics.com

Release record

Report GSA-COA-000134-13402-20261125 · Certificate GSA-2026-779383

Customer and order	Jason Leslie Bradshaw · GSA-2026-000134
Sample and report	134-02 · KPV Certificate of Analysis
Report reference	GSA-COA-000134-13402-20261125
Certificate accession	GSA-2026-779383
Released and signed by	Ian Ebert, Laboratory Director
Date and time (UTC)	2026-11-25 21:30:51Z
Signature meaning	Approved for release. The signer reviewed this report and approved its release to its customer.
Approval reference	6fb04bcc-ba80-406f-bba7-d05572b70d2f
Electronic signature	Signed electronically in a signed-in GSA staff account.
Original report SHA-256	72793507278f4a8f19455f3989fe444f2f0d947de61a2c8506a82c797db65180
Verify this certificate	https://goldstandardanalytics.com/coa/GSA-2026-779383

Scan to view this certificate online

Signature

Ian Ebert, Laboratory Director

Results are not covered by ISO/IEC 17025 accreditation.
Results relate only to the sample as received and tested.