Gold Standard Analytics

Gold Standard Analytics LLC, Houston, TX

CERTIFICATE OF ANALYSIS

Report GSA-COA-000096-09601-20261125 · issued Nov 25, 2026

Jordan Stone

PRODUCT	ORDER	SAMPLE
Tirzepatide	GSA-2026-000096	096-01
LOT	**ISSUED**	
110326JG	Nov 25, 2026	



THE SAMPLE AS RECEIVED

IDENTITY

Tirzepatide

confirmed by mass and retention time

PURITY

99.53 %

HPLC-UV, 214 nm

IMPURITY ANALYSIS

None above 0.47 %

no impurity peak above the reporting limit

HPLC CHROMATOGRAM — UV, 214 nm

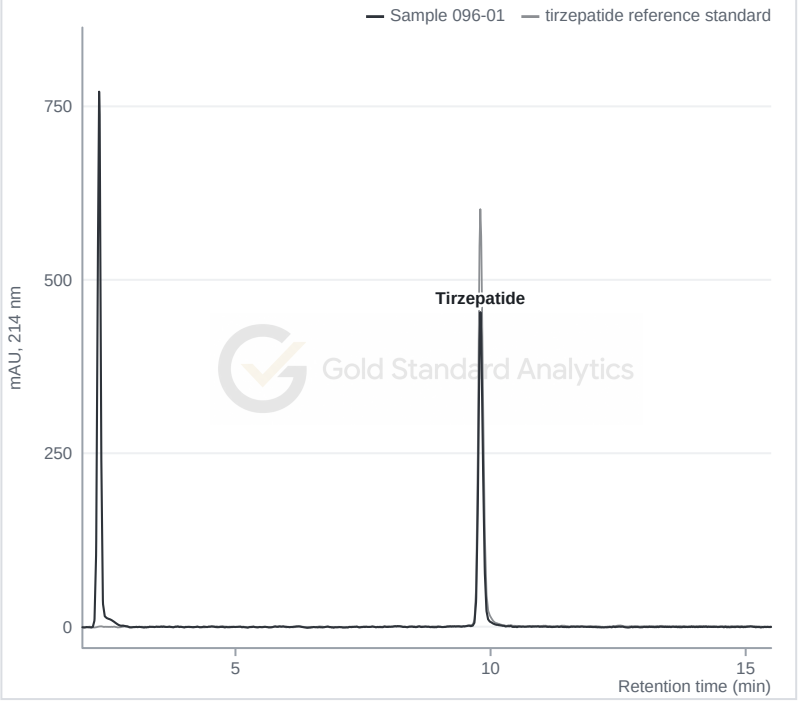

MASS SPECTRUM — at the tirzepatide peak (9.80 min)

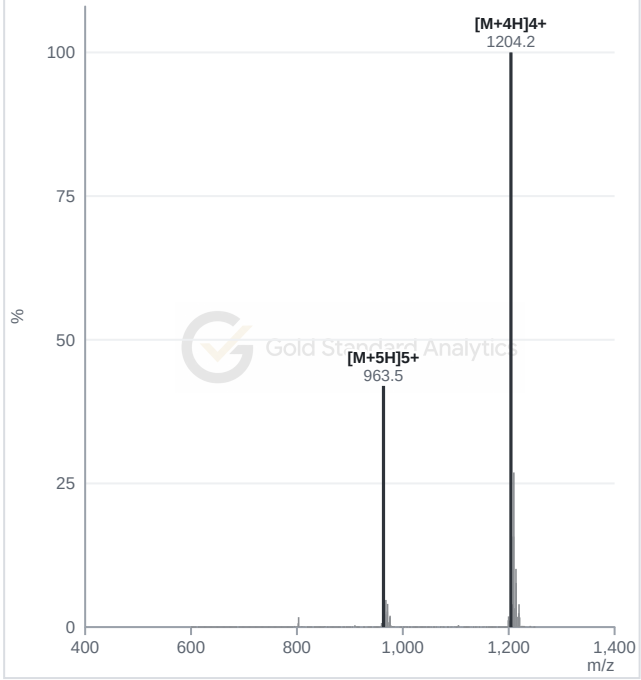

RELEASED BY

Ian Ebert

Laboratory Director · Nov 25, 2026

Scan to verify

goldstandardanalytics.com/coa/

Results are not covered by ISO/IEC 17025 accreditation. Results relate only to the sample as received and tested.

The sample

Order GSA-2026-000096 · Sample 096-01 · Jordan Stone

Customer	**Jordan Stone**	Lot	**110326JG**
Order	**GSA-2026-000096**	Prepared	**24 Nov 2026**
Sample	**096-01**	Tested	**25 Nov 2026**
Label	**Tirzepatide 18 mg/mL, Glycine 1 mg/mL, 2.5 mL vial**	Tests	**Identity, Purity, Impurity breakdown**

Graphs

HPLC CHROMATOGRAM

HPLC chromatogram (UV, 214 nm) · mAU, 214 nm against Retention time (min)



MASS SPECTRUM

Mass spectrum at the tirzepatide peak (9.80 min) · Counts against m/z

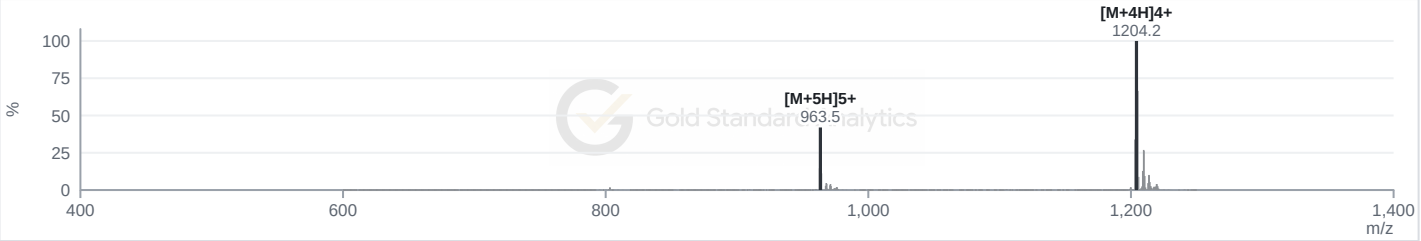

Results

Identity	**Consistent with tirzepatide.** The main peak at 9.80 min carries tirzepatide's 4+ and 5+ ions (m/z 1204.2 and 963.5; molecular mass 4,812.6, expected 4,813.5) and elutes within 0.1 % of a tirzepatide reference standard run in the same sequence (9.80 min).
Purity	**99.53 %** by HPLC with UV detection at 214 nm. No impurity peak was found, down to about 0.47 % of the tirzepatide peak height, so purity is reported as 99.53 % rather than as 100 %.

Zoomed views

HPLC, SMALL PEAKS

Zoomed in on the small peaks (5 % of the main peak) · mAU, 214 nm against Retention time (min)

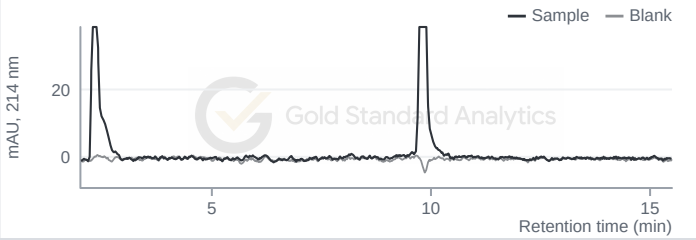

ION TRACE

Ion trace, m/z 1204.4 (tirzepatide 4+): sample vs blank · Counts against Retention time (min)

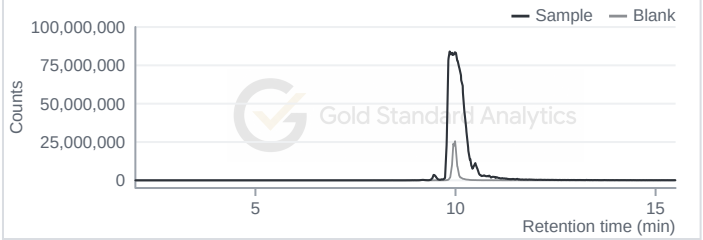

Impurities

No impurity peak was found above the reporting limit. The peak at 2.33 min is the preservative of the solution (see Notes).

Amounts are each peak's share of the total UV peak area at 214 nm.

How it was tested

Liquid chromatography with UV and mass-spectrometry detection: Agilent 1290 Infinity II LC with a 6490 triple-quadrupole mass spectrometer. Column Polaris C18-A, 2.0 x 150 mm, 55 °C; water and acetonitrile, each with 0.1 % formic acid. Identity: molecular mass from the multiply charged ions in the mass spectrum, and retention time against a tirzepatide reference standard run in the same sequence. Purity: UV peak area at 214 nm, after subtracting a blank run in the same sequence. 1 µL injected; autosampler at 12 °C. The preservative was identified by its UV spectrum, which matches benzyl alcohol measured in the same sequence; its amount was not measured.

Notes

Results apply only to the sample as received and tested. The solution also contains benzyl alcohol, the preservative used in bacteriostatic water, seen at 2.33 min by its UV spectrum (maximum at 258 nm). As a preservative it is not counted in the purity figure.

Release

This report is signed electronically at release. The signature is printed on page 1, and the release record, added as the last page, gives the date and the verification code.

Gold Standard Analytics

goldstandardanalytics.com

Release record

Report GSA-COA-000096-09601-20261125 · Certificate GSA-2026-798909

Customer and order	Jordan Stone · GSA-2026-000096
Sample and report	096-01 · Tirzepatide Certificate of Analysis
Report reference	GSA-COA-000096-09601-20261125
Certificate accession	GSA-2026-798909
Released and signed by	Ian Ebert, Laboratory Director
Date and time (UTC)	2026-11-25 23:02:45Z
Signature meaning	Approved for release. The signer reviewed this report and approved its release to its customer.
Approval reference	783ce4ce-2b23-4c23-a5f3-18f28eb27a30
Electronic signature	Signed electronically in a signed-in GSA staff account.
Original report SHA-256	f506760ede06476388f2f9a327ae5d43b5d27f339dba3638b1262d792fe23da7
Verify this certificate	https://goldstandardanalytics.com/coa/GSA-2026-798909

Scan to view this certificate online

Signature



Ian Ebert, Laboratory Director

Results are not covered by ISO/IEC 17025 accreditation.
Results relate only to the sample as received and tested.