Gold Standard Analytics

Gold Standard Analytics LLC, Houston, TX

CERTIFICATE OF ANALYSIS

Report GSA-COA-CUST-LA-ADAMAX2-20261111-7 · issued Nov 23, 2026

LA Peptides

PRODUCT
Adamax nasal spray (second bottle)

ORDER
Custom sample

SAMPLE
LA-ADAMAX2-20261111

LABEL
Adamax nasal spray, second bottle

ISSUED
Nov 23, 2026



THE SAMPLE AS RECEIVED

IDENTITY

Adamax peptide

acid form, by mass

PURITY

99.80 %

HPLC-UV, 214 nm, 2 injections

ENDOTOXINS

< 0.050 EU/mL

Pass; spike recovery 69 %

STERILITY

No growth

Pass; both canisters, 14 days

Heavy metals USP <232>, ICP-MS: Pb, Cd, Hg, As, Co, V, Ni — **Pass**

HPLC CHROMATOGRAM UV, 214 nm

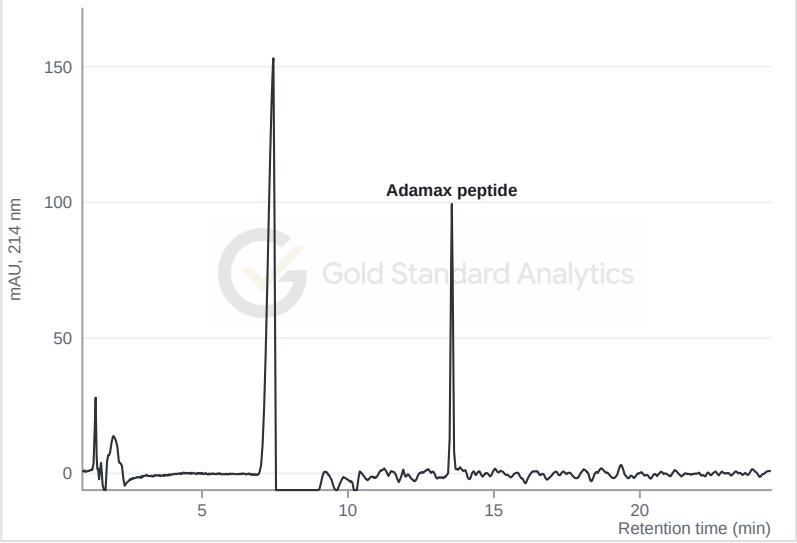

MASS SPECTRUM main peak (13.56 min)

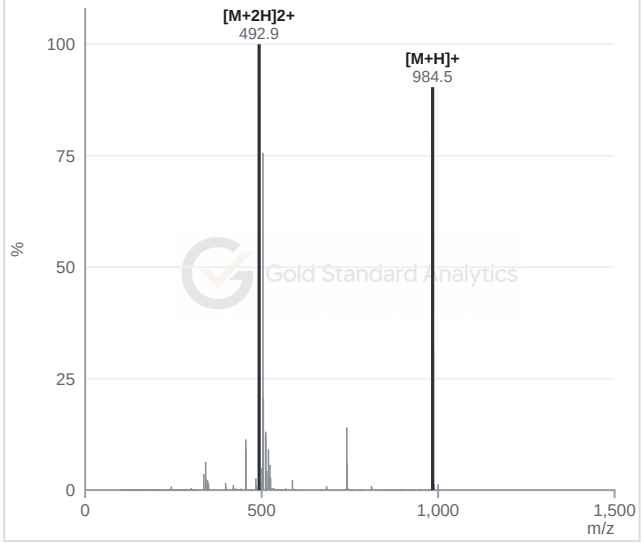

APPROVED FOR RELEASE

Ian Ebert, Laboratory Director

Signed electronically
24 Nov 2026, 21:43 UTC
Release record: last page

Scan
goldsta

Results are not covered by ISO/IEC 17025 accreditation. Results relate only to the sample as received and tested.

The sample

Custom sample · LA Peptides

Customer	**LA Peptides**	Prepared	**Spray diluted with water containing 0.1 % formic acid, 11 Nov 2026**
Order	**Custom sample**	Tested	**11 Nov 2026**
Sample	**LA-ADAMAX2-20261111**	Tests	**Identity, Purity, Impurity breakdown, Bacterial endotoxins, Sterility, Elemental impurities**
Label	**Adamax nasal spray, second bottle**		

Graphs

HPLC CHROMATOGRAM

HPLC chromatogram (UV, 214 nm) · mAU, 214 nm against Retention time (min)

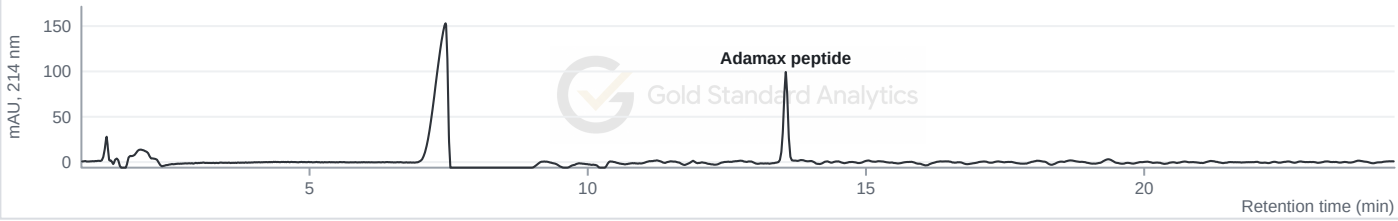

MASS SPECTRUM

Mass spectrum of the main peak (13.56 min) · Counts against m/z

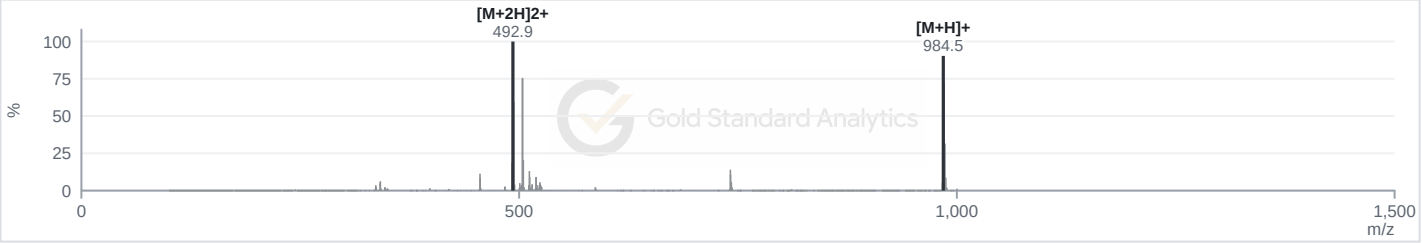

Results

Identity	**Adamax peptide found, as its acid form.** The main peak at 13.56 min carries ions at m/z 984.5 ([M+H]+) and 492.9 ([M+2H]2+), a molecular mass of about 983.6. This matches the Adamax peptide sequence Ac-Met-Glu-His-Phe-Pro-Gly-Pro-Ala-Gly with a free acid at its end (expected 983.4), not its amide (982.4). The adamantane-containing compound also described as Adamax (mass 1,031.5) was not found. The same peptide as in the first Adamax bottle tested on 3 Nov 2026.
Purity	**99.80 %** by HPLC with UV detection at 214 nm (share of the peptide-related UV peak area; mean of two injections of the same solution, 97.37 % and 96.22 %). The only form of the peptide found by mass is its oxidised form, listed below. The large peak at about 7 to 7.5 min comes from the instrument, not the sample: the same peak appears when only blank solvent is run. The early peak at about 1.3 min is salt from the spray liquid (its mass spectrum shows sodium formate clusters and no peptide). Neither is counted.
Bacterial endotoxins	**< 0.050 EU/mL; spike recovery 69%** . Pass.
Sterility	**No growth in either canister after 14 days** . Pass.
Elemental impurities (USP <232>)	**Pb < 0.5 µg/g; Cd < 0.2 µg/g; Hg < 0.3 µg/g; As < 0.2 µg/g; Co < 0.3 µg/g; V < 0.1 µg/g; Ni < 0.5 µg/g (Agilent ICP-MS)** . Pass.

Zoomed views

HPLC, SMALL PEAKS

Zoomed in on the small peaks (5 % of the main peak) · mAU, 214 nm against Retention time (min)

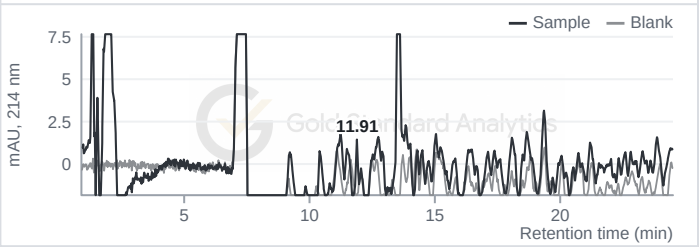

ION TRACE

Ion trace, m/z 492.6 (Adamax peptide [M+2H]2+): sample vs blank · Counts against Retention time (min)

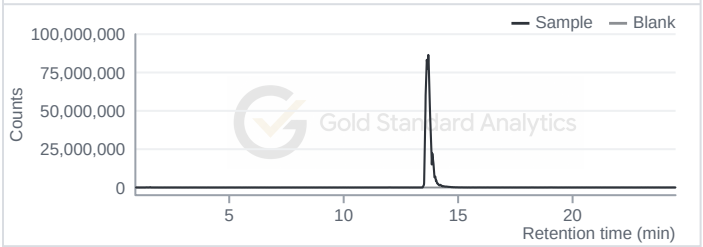

Impurities

Every peak counted besides the main peptide:

PEAK (MIN)	AMOUNT	WHAT IT IS
11.91	0.20 %	The Adamax peptide with one extra oxygen atom (mass about 999 instead of 983). This fits oxidation, a common change during storage.

> Amounts are each peak's share of the peptide-related UV peak area at 214 nm.

How it was tested

Liquid chromatography with UV and mass-spectrometry detection: Agilent 1290 Infinity II LC with a 6490 triple-quadrupole mass spectrometer. Column Polaris C18-A, 2.0 x 150 mm, 45 °C; water and acetonitrile, each with 0.1 % formic acid. Purity: UV peak area at 214 nm after subtracting blank runs of the same sequence. Identity: molecular mass from the mass spectrum. Bacterial endotoxins: endotoxin reader, 0.050 EU/mL limit; result reported as printed by the reader, with spike recovery. Sterility: membrane filtration (canisters), 14-day incubation. Elemental impurities (USP <232>): Agilent ICP-MS; Pb, Cd, Hg, As, Co, V, Ni.

Notes

Results apply only to the sample as received and tested.

Release

This report is signed electronically at release. The signature is printed on page 1, and the release record, added as the last page, gives the date and the verification code.

Gold Standard Analytics

Release record

goldstandardanalytics.com

Report GSA-COA-CUST-ADAMAX-SPRAY-UPL-01fb07e7fc1a · Certificate GSA-2026-942157

Customer and order	LA Peptides · Custom sample (no order)
Sample and report	Adamax Spray · Certificate of Analysis
Report reference	GSA-COA-CUST-ADAMAX-SPRAY-UPL-01fb07e7fc1a
Certificate accession	GSA-2026-942157
Released and signed by	Ian Ebert, Laboratory Director
Date and time (UTC)	2026-11-24 21:43:19Z
Signature meaning	Approved for release. The signer reviewed this report and approved its release to its customer.
Approval reference	b4d0a494-8f0a-41d0-a3f2-2815c0a35455
Electronic signature	Signed electronically in a signed-in GSA staff account.
Original report SHA-256	8fbf4f39a0c06f4f08fb2ab32f115052197a25363907556af4576765d36a2a70
Verify this certificate	https://goldstandardanalytics.com/coa/GSA-2026-942157

Scan to view this certificate online

Signature



Ian Ebert, Laboratory Director

Results are not covered by ISO/IEC 17025 accreditation.
Results relate only to the sample as received and tested.