LA Peptides

PRODUCT
BPC-157 / Thymosin beta-4 fragment spray

ORDER
GSA-2026-000080

SAMPLE
LA-BPCTB500-20261127

LABEL
10 / 10 mg per bottle

UPLOAD DATE
Nov 27, 2026

BATCH
2618



SAMPLE PHOTO

IDENTITY

BPC-157 /

Thymosin beta-4 fragment

Pass · Identity confirmed

PURITY

99.53%

Lot 2618 · Pass
HPLC-UV, 214 nm · 2 injections

HEAVY METALS

Pass

USP <232>, ICP-MS: Pb, Cd, Hg, As, Co, V, Ni

NET CONTENT

BPC-157	10.53 mg
Thymosin beta-4 fragment	9.95 mg

Per bottle
105.3% / 99.5% of label claim

Endotoxins Spike recovery 98% — **Pass**

Fentanyl screen Lot 2618 — **Pass**

Reference plots

HPLC CHROMATOGRAM — W6 · 10/10 mg BPC/fragment spray · total DAD

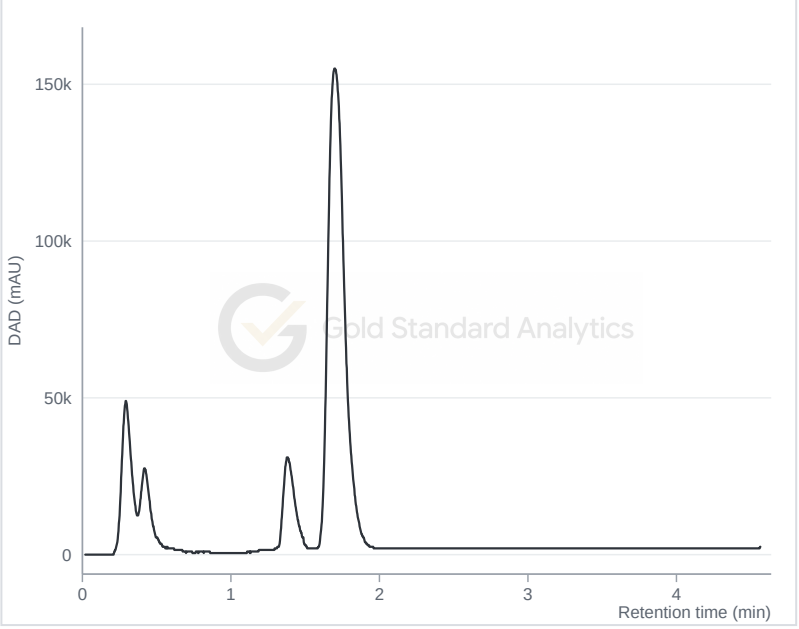

MASS SPECTRUM — W6 · BPC-157 · 10/10 mg blend spray

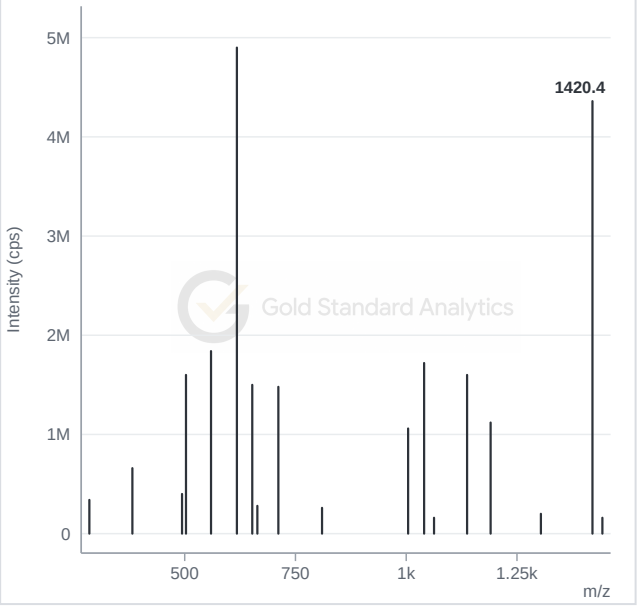

APPROVED FOR RELEASE

Ian Ebert, Laboratory Director

Signed electronically
27 Nov 2026, 21:17 UTC
Release record: last page

Results are not covered by ISO/IEC 17025 accreditation.

The sample

BPC-157 / Thymosin beta-4 fragment spray · Lot 2618

Customer	**LA Peptides**	Prepared	**Nov 25, 2026**
Order	**GSA-2026-000080**		
Sample	**LA-BPCTB500-20261127**	Tested	**Nov 25, 2026**
Label	**BPC-157 / Thymosin beta-4 fragment spray · 10 / 10 mg per bottle**	Tests	**Identity, purity, net active content, fentanyl screen, bacterial endotoxins, elemental impurities**

Graphs

Reference plots

HPLC CHROMATOGRAM

W6 · 10/10 mg BPC/fragment spray · total DAD

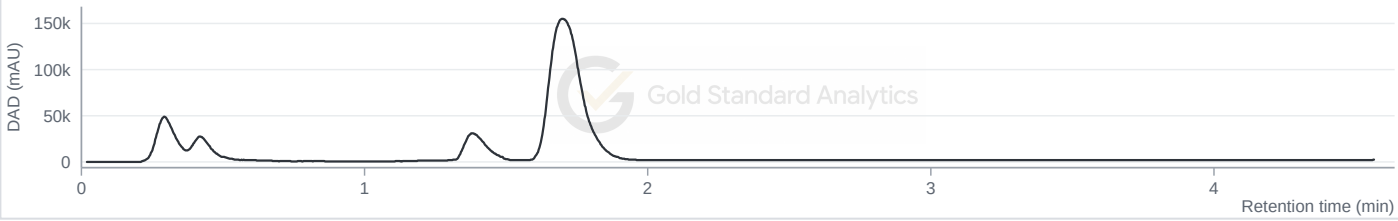

MASS SPECTRUM

W6 · fragment · 10/10 mg blend spray · 0.466 min



Results

Lot 2618 results · Record IDs identify reference values

Identity	**Pass.** Identity confirmed for BPC-157 / Thymosin beta-4 fragment. Lot 2618.
Purity	**Pass.** Lot 2618. 99.53%. HPLC-UV, 214 nm · 2 injections
Net active content	**Pass.** BPC-157 10.53 mg / Thymosin beta-4 fragment 9.95 mg per bottle 105.3% / 99.5% of label claim
Fentanyl screen	**Pass.** Lot 2618.
Bacterial endotoxins	**Pass.** Lot 2618. Spike recovery 98%. W6 · 0.057 EU/mg by LAL. The record does not specify which mass the mg refers to or give a result in EU/mL.
Elemental impurities	**Pass.** Lot 2618. USP <232>, ICP-MS: Pb, Cd, Hg, As, Co, V, Ni. W6 · No metals panel for the 10/10 mg spray. W2 tested a 30/30 mg spray, TB-500 form unresolved.

Zoomed views

Reference plots

HPLC, SMALL PEAKS

W6 · 10/10 mg BPC/fragment spray

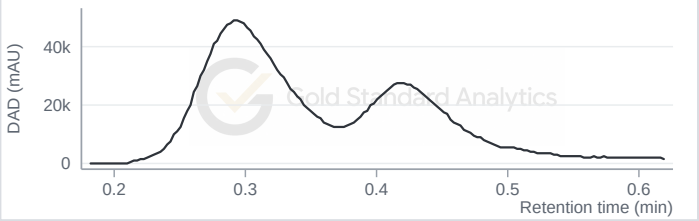

ION TRACE

W7 · BPC-157 channel · BPC/full-length TB4 powder vial

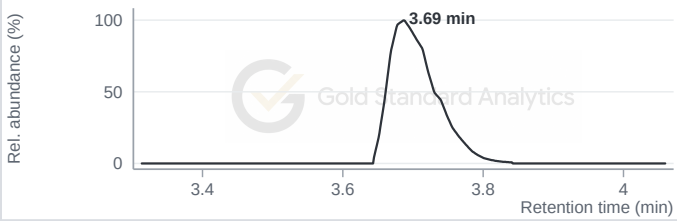

Impurities

Individual impurity peaks

PEAK (MIN)	AMOUNT	WHAT IT IS
—	—	W6 · Full trace and minor-peak windows show the same blend DAD chromatogram.

No batch 2618 impurity peak table was supplied.

How it was tested

W6 · Q1 scans of the 10/10 mg spray measured BPC-157 at 1.375–1.452 min and thymosin beta-4 fragment at 0.466 min.

W7 · BPC-157 ion trace, lyophilized blend with full-length thymosin beta-4. F8 · Dissolved commercial fragment powder.

Notes

The attached data tables list the reference materials for each record ID.

Release

Release date Nov 27, 2026. Unsigned copy.

Customer and order	LA Peptides · GSA-2026-000080
Sample and report	LA-BPCTB500-20261127 · BPC-157 / Thymosin beta-4 fragment spray · Lot 2618
Report reference	Unsigned draft
Certificate accession	
Date and time (UTC)	Nov 27, 2026
Approval reference	
Original report SHA-256	

Gold Standard Analytics

Release record

goldstandardanalytics.com Report GSA-COA-CUST-BPC-157-TB-500-SPRAY-UPL-731fb445b516 · Certificate GSA-2026-947710

Customer and order	LA Peptides · Custom sample (no order)
Sample and report	BPC-157/TB 500 Spray · Certificate of Analysis
Report reference	GSA-COA-CUST-BPC-157-TB-500-SPRAY-UPL-731fb445b516
Certificate accession	GSA-2026-947710
Released and signed by	Ian Ebert, Laboratory Director
Date and time (UTC)	2026-11-27 21:17:13Z
Signature meaning	Approved for release. The signer reviewed this report and approved its release to its customer.
Approval reference	650dc280-5d64-41d1-b930-f46145f8dd3a
Electronic signature	Signed electronically in a signed-in GSA staff account.
Original report SHA-256	a641df58c9281883574dfd4230f1a85803f92e016fa2ee02000ddc4e13a91bfa
Verify this certificate	https://goldstandardanalytics.com/coa/GSA-2026-947710

Scan to view this certificate online

Signature



Ian Ebert, Laboratory Director

Results are not covered by ISO/IEC 17025 accreditation.
Results relate only to the sample as received and tested.